





GRADE 3

TERM 1 2021




**ENGLISH
FIRST ADDITIONAL
LANGUAGE**

WORKSHEET PACK





MONDAY

	LOOK & SAY	let's	went	whale	what	bully
	SOUND OUT	bloom	blood	bloody	blush	
		blend	blink	blinked	blank	
	★	I <u>blink</u> and I <u>blush</u> .				
	READ	I see <u>blood</u> on her leg. I see a big cut on her leg. Her leg is <u>bloody</u> . Let's get a rag to blot the <u>blood</u> . I <u>blush</u> if I see <u>blood</u> .				





TUESDAY

	WRITE	Copy the  and  words from Monday into your exercise books.				
---	-------	--	--	--	--	--



WEDNESDAY

	LOOK & SAY	let's	went	whale	what	bully
	SOUND OUT	bloom	blood	bloody	blush	
		blend	blink	blinked	blank	
		I <u>blink</u> and <u>blush</u> at the <u>blood</u> .				
	READ	I see a bully. I <u>blink</u> and <u>blush</u> at the bully. Do you see a <u>bully</u> ? Do you <u>blink</u> and <u>blush</u> at the <u>bully</u> ? What will the <u>bully</u> do? What will the <u>bully</u> do if we <u>blink</u> and <u>blush</u> at him?				





THURSDAY

	LOOK & SAY	let's	went	whale	what	bully
 	READ					<p>The whale went to the bully. What will the whale do to the bully? Will the whale <u>blush</u> and <u>blink</u> at the bully. No, he will not <u>blush</u>. No, he will not <u>blink</u>. The whale will get the bully to go.</p>




FRIDAY

	LOOK & SAY	let's	went	whale	what	bully
	READ & ANSWER	<ol style="list-style-type: none"> 1. Who went to the bully? The _____ went to the bully. 2. Will the whale blush? Yes / No, the whale will / will not blush. 3. Will the whale blink? Yes / No, the whale will / will not blink. 4. What will the whale do? The whale will get the bully to _____. 				





MONDAY

	LOOK & SAY	let's	went	whale	what	bully
	SOUND OUT	bloom	blood	bloody	blush	
		blend	blink	blinked	blank	
	★	I <u>blink</u> and I <u>blush</u> .				
	READ	I see <u>blood</u> on her leg. I see a big cut on her leg. Her leg is <u>bloody</u> . Let's get a rag to blot the <u>blood</u> . I <u>blush</u> if I see <u>blood</u> .				





TUESDAY

	WRITE	Copy the  and  words from Monday into your exercise books.				
---	-------	--	--	--	--	--



WEDNESDAY

	LOOK & SAY	let's	went	whale	what	bully
	SOUND OUT	bloom	blood	bloody	blush	
		blend	blink	blinked	blank	
		I <u>blink</u> and <u>blush</u> at the <u>blood</u> .				
	READ	I see a bully. I <u>blink</u> and <u>blush</u> at the bully. Do you see a <u>bully</u> ? Do you <u>blink</u> and <u>blush</u> at the <u>bully</u> ? What will the <u>bully</u> do? What will the <u>bully</u> do if we <u>blink</u> and <u>blush</u> at him?				





THURSDAY

	LOOK & SAY	let's	went	whale	what	bully
 	READ					<p>The whale went to the bully. What will the whale do to the bully? Will the whale <u>blush</u> and <u>blink</u> at the bully. No, he will not <u>blush</u>. No, he will not <u>blink</u>. The whale will get the bully to go.</p>




FRIDAY

	LOOK & SAY	let's	went	whale	what	bully
	READ & ANSWER	<ol style="list-style-type: none"> 1. Who went to the bully? The _____ went to the bully. 2. Will the whale blush? Yes / No, the whale will / will not blush. 3. Will the whale blink? Yes / No, the whale will / will not blink. 4. What will the whale do? The whale will get the bully to _____. 				





MONDAY

	LOOK & SAY	let's	went	whale	what	bully
	SOUND OUT	bloom	blood	bloody	blush	
		blend	blink	blinked	blank	
	★	I <u>blink</u> and I <u>blush</u> .				
	READ	I see <u>blood</u> on her leg. I see a big cut on her leg. Her leg is <u>bloody</u> . Let's get a rag to blot the <u>blood</u> . I <u>blush</u> if I see <u>blood</u> .				





TUESDAY

	WRITE	Copy the  and  words from Monday into your exercise books.				
---	-------	--	--	--	--	--



WEDNESDAY

	LOOK & SAY	let's	went	whale	what	bully
	SOUND OUT	bloom	blood	bloody	blush	
		blend	blink	blinked	blank	
		I <u>blink</u> and <u>blush</u> at the <u>blood</u> .				
	READ	I see a bully. I <u>blink</u> and <u>blush</u> at the bully. Do you see a <u>bully</u> ? Do you <u>blink</u> and <u>blush</u> at the <u>bully</u> ? What will the <u>bully</u> do? What will the <u>bully</u> do if we <u>blink</u> and <u>blush</u> at him?				





THURSDAY

	LOOK & SAY	let's	went	whale	what	bully
 	READ					<p>The whale went to the bully. What will the whale do to the bully? Will the whale <u>blush</u> and <u>blink</u> at the bully. No, he will not <u>blush</u>. No, he will not <u>blink</u>. The whale will get the bully to go.</p>




FRIDAY

	LOOK & SAY	let's	went	whale	what	bully
	READ & ANSWER	<ol style="list-style-type: none"> 1. Who went to the bully? The _____ went to the bully. 2. Will the whale blush? Yes / No, the whale will / will not blush. 3. Will the whale blink? Yes / No, the whale will / will not blink. 4. What will the whale do? The whale will get the bully to _____. 				





MONDAY

	LOOK & SAY	let's	went	whale	what	bully
	SOUND OUT	bloom	blood	bloody	blush	
		blend	blink	blinked	blank	
	★	I <u>blink</u> and I <u>blush</u> .				
	READ	I see <u>blood</u> on her leg. I see a big cut on her leg. Her leg is <u>bloody</u> . Let's get a rag to blot the <u>blood</u> . I <u>blush</u> if I see <u>blood</u> .				





TUESDAY

	WRITE	Copy the  and  words from Monday into your exercise books.				
---	-------	--	--	--	--	--



WEDNESDAY

	LOOK & SAY	let's	went	whale	what	bully
	SOUND OUT	bloom	blood	bloody	blush	
		blend	blink	blinked	blank	
		I <u>blink</u> and <u>blush</u> at the <u>blood</u> .				
	READ	I see a bully. I <u>blink</u> and <u>blush</u> at the bully. Do you see a <u>bully</u> ? Do you <u>blink</u> and <u>blush</u> at the <u>bully</u> ? What will the <u>bully</u> do? What will the <u>bully</u> do if we <u>blink</u> and <u>blush</u> at him?				





THURSDAY

	LOOK & SAY	let's	went	whale	what	bully
 	READ					<p>The whale went to the bully. What will the whale do to the bully? Will the whale <u>blush</u> and <u>blink</u> at the bully. No, he will not <u>blush</u>. No, he will not <u>blink</u>. The whale will get the bully to go.</p>




FRIDAY

	LOOK & SAY	let's	went	whale	what	bully
	READ & ANSWER	<ol style="list-style-type: none"> 1. Who went to the bully? The _____ went to the bully. 2. Will the whale blush? Yes / No, the whale will / will not blush. 3. Will the whale blink? Yes / No, the whale will / will not blink. 4. What will the whale do? The whale will get the bully to _____. 				





MONDAY

	LOOK & SAY	let's	went	whale	what	bully
	SOUND OUT	bloom	blood	bloody	blush	
		blend	blink	blinked	blank	
	★	I <u>blink</u> and I <u>blush</u> .				
	READ	I see <u>blood</u> on her leg. I see a big cut on her leg. Her leg is <u>bloody</u> . Let's get a rag to blot the <u>blood</u> . I <u>blush</u> if I see <u>blood</u> .				




TUESDAY

	WRITE	Copy the  and  words from Monday into your exercise books.				
---	-------	--	--	--	--	--



WEDNESDAY

	LOOK & SAY	let's	went	whale	what	bully
	SOUND OUT	bloom	blood	bloody	blush	
		blend	blink	blinked	blank	
		I <u>blink</u> and <u>blush</u> at the <u>blood</u> .				
	READ	I see a bully. I <u>blink</u> and <u>blush</u> at the bully. Do you see a <u>bully</u> ? Do you <u>blink</u> and <u>blush</u> at the <u>bully</u> ? What will the <u>bully</u> do? What will the <u>bully</u> do if we <u>blink</u> and <u>blush</u> at him?				





THURSDAY

	LOOK & SAY	let's	went	whale	what	bully	
	READ					<p>The whale went to the bully. What will the whale do to the bully? Will the whale <u>blush</u> and <u>blink</u> at the bully. No, he will not <u>blush</u>. No, he will not <u>blink</u>. The whale will get the bully to go.</p>	




FRIDAY

	LOOK & SAY	let's	went	whale	what	bully
	READ & ANSWER	<ol style="list-style-type: none"> 1. Who went to the bully? The _____ went to the bully. 2. Will the whale blush? Yes / No, the whale will / will not blush. 3. Will the whale blink? Yes / No, the whale will / will not blink. 4. What will the whale do? The whale will get the bully to _____. 				





MONDAY

	LOOK & SAY	let's	went	whale	what	bully
	SOUND OUT	bloom	blood	bloody	blush	
		blend	blink	blinked	blank	
	★	I <u>blink</u> and I <u>blush</u> .				
	READ	I see <u>blood</u> on her leg. I see a big cut on her leg. Her leg is <u>bloody</u> . Let's get a rag to blot the <u>blood</u> . I <u>blush</u> if I see <u>blood</u> .				





TUESDAY

	WRITE	Copy the  and  words from Monday into your exercise books.				
---	-------	--	--	--	--	--



WEDNESDAY

	LOOK & SAY	let's	went	whale	what	bully
	SOUND OUT	bloom	blood	bloody	blush	
		blend	blink	blinked	blank	
		I <u>blink</u> and <u>blush</u> at the <u>blood</u> .				
	READ	I see a bully. I <u>blink</u> and <u>blush</u> at the bully. Do you see a <u>bully</u> ? Do you <u>blink</u> and <u>blush</u> at the <u>bully</u> ? What will the <u>bully</u> do? What will the <u>bully</u> do if we <u>blink</u> and <u>blush</u> at him?				





THURSDAY

	LOOK & SAY	let's	went	whale	what	bully
 	READ					<p>The whale went to the bully. What will the whale do to the bully? Will the whale <u>blush</u> and <u>blink</u> at the bully. No, he will not <u>blush</u>. No, he will not <u>blink</u>. The whale will get the bully to go.</p>




FRIDAY

	LOOK & SAY	let's	went	whale	what	bully
	READ & ANSWER	<ol style="list-style-type: none"> 1. Who went to the bully? The _____ went to the bully. 2. Will the whale blush? Yes / No, the whale will / will not blush. 3. Will the whale blink? Yes / No, the whale will / will not blink. 4. What will the whale do? The whale will get the bully to _____. 				





MONDAY

	LOOK & SAY	let's	went	whale	what	bully
	SOUND OUT	bloom	blood	bloody	blush	
		blend	blink	blinked	blank	
	★	I <u>blink</u> and I <u>blush</u> .				
	READ	I see <u>blood</u> on her leg. I see a big cut on her leg. Her leg is <u>bloody</u> . Let's get a rag to blot the <u>blood</u> . I <u>blush</u> if I see <u>blood</u> .				





TUESDAY

	WRITE	Copy the  and  words from Monday into your exercise books.				
---	-------	--	--	--	--	--



WEDNESDAY

	LOOK & SAY	let's	went	whale	what	bully
	SOUND OUT	bloom	blood	bloody	blush	
		blend	blink	blinked	blank	
		I <u>blink</u> and <u>blush</u> at the <u>blood</u> .				
	READ	I see a bully. I <u>blink</u> and <u>blush</u> at the bully. Do you see a <u>bully</u> ? Do you <u>blink</u> and <u>blush</u> at the <u>bully</u> ? What will the <u>bully</u> do? What will the <u>bully</u> do if we <u>blink</u> and <u>blush</u> at him?				





THURSDAY

	LOOK & SAY	let's	went	whale	what	bully
 	READ					<p>The whale went to the bully. What will the whale do to the bully? Will the whale <u>blush</u> and <u>blink</u> at the bully. No, he will not <u>blush</u>. No, he will not <u>blink</u>. The whale will get the bully to go.</p>




FRIDAY

	LOOK & SAY	let's	went	whale	what	bully
	READ & ANSWER	<ol style="list-style-type: none"> 1. Who went to the bully? The _____ went to the bully. 2. Will the whale blush? Yes / No, the whale will / will not blush. 3. Will the whale blink? Yes / No, the whale will / will not blink. 4. What will the whale do? The whale will get the bully to _____. 				





MONDAY

	LOOK & SAY	let's	went	whale	what	bully
	SOUND OUT	bloom	blood	bloody	blush	
		blend	blink	blinked	blank	
	★	I <u>blink</u> and I <u>blush</u> .				
	READ	I see <u>blood</u> on her leg. I see a big cut on her leg. Her leg is <u>bloody</u> . Let's get a rag to blot the <u>blood</u> . I <u>blush</u> if I see <u>blood</u> .				





TUESDAY

	WRITE	Copy the  and  words from Monday into your exercise books.				
---	-------	--	--	--	--	--



WEDNESDAY

	LOOK & SAY	let's	went	whale	what	bully
	SOUND OUT	bloom	blood	bloody	blush	
		blend	blink	blinked	blank	
		I <u>blink</u> and <u>blush</u> at the <u>blood</u> .				
	READ	I see a bully. I <u>blink</u> and <u>blush</u> at the bully. Do you see a <u>bully</u> ? Do you <u>blink</u> and <u>blush</u> at the <u>bully</u> ? What will the <u>bully</u> do? What will the <u>bully</u> do if we <u>blink</u> and <u>blush</u> at him?				





THURSDAY

	LOOK & SAY	let's	went	whale	what	bully
 	READ					<p>The whale went to the bully. What will the whale do to the bully? Will the whale <u>blush</u> and <u>blink</u> at the bully. No, he will not <u>blush</u>. No, he will not <u>blink</u>. The whale will get the bully to go.</p>




FRIDAY

	LOOK & SAY	let's	went	whale	what	bully
	READ & ANSWER	<ol style="list-style-type: none"> 1. Who went to the bully? The _____ went to the bully. 2. Will the whale blush? Yes / No, the whale will / will not blush. 3. Will the whale blink? Yes / No, the whale will / will not blink. 4. What will the whale do? The whale will get the bully to _____. 				





MONDAY

	LOOK & SAY	let's	went	whale	what	bully
	SOUND OUT	bloom	blood	bloody	blush	
		blend	blink	blinked	blank	
	★	I <u>blink</u> and I <u>blush</u> .				
	READ	I see <u>blood</u> on her leg. I see a big cut on her leg. Her leg is <u>bloody</u> . Let's get a rag to blot the <u>blood</u> . I <u>blush</u> if I see <u>blood</u> .				





TUESDAY

	WRITE	Copy the  and  words from Monday into your exercise books.				
---	-------	--	--	--	--	--



WEDNESDAY

	LOOK & SAY	let's	went	whale	what	bully
	SOUND OUT	bloom	blood	bloody	blush	
		blend	blink	blinked	blank	
		I <u>blink</u> and <u>blush</u> at the <u>blood</u> .				
	READ	I see a bully. I <u>blink</u> and <u>blush</u> at the bully. Do you see a <u>bully</u> ? Do you <u>blink</u> and <u>blush</u> at the <u>bully</u> ? What will the <u>bully</u> do? What will the <u>bully</u> do if we <u>blink</u> and <u>blush</u> at him?				





THURSDAY

	LOOK & SAY	let's	went	whale	what	bully
 	READ					<p>The whale went to the bully. What will the whale do to the bully? Will the whale <u>blush</u> and <u>blink</u> at the bully. No, he will not <u>blush</u>. No, he will not <u>blink</u>. The whale will get the bully to go.</p>




FRIDAY

	LOOK & SAY	let's	went	whale	what	bully
	READ & ANSWER	<ol style="list-style-type: none"> 1. Who went to the bully? The _____ went to the bully. 2. Will the whale blush? Yes / No, the whale will / will not blush. 3. Will the whale blink? Yes / No, the whale will / will not blink. 4. What will the whale do? The whale will get the bully to _____. 				





MONDAY

	LOOK & SAY	let's	went	whale	what	bully
	SOUND OUT	bloom	blood	bloody	blush	
		blend	blink	blinked	blank	
	★	I <u>blink</u> and I <u>blush</u> .				
	READ	I see <u>blood</u> on her leg. I see a big cut on her leg. Her leg is <u>bloody</u> . Let's get a rag to blot the <u>blood</u> . I <u>blush</u> if I see <u>blood</u> .				





TUESDAY

	WRITE	Copy the  and  words from Monday into your exercise books.				
---	-------	--	--	--	--	--



WEDNESDAY

	LOOK & SAY	let's	went	whale	what	bully
	SOUND OUT	bloom	blood	bloody	blush	
		blend	blink	blinked	blank	
		I <u>blink</u> and <u>blush</u> at the <u>blood</u> .				
	READ	I see a bully. I <u>blink</u> and <u>blush</u> at the bully. Do you see a <u>bully</u> ? Do you <u>blink</u> and <u>blush</u> at the <u>bully</u> ? What will the <u>bully</u> do? What will the <u>bully</u> do if we <u>blink</u> and <u>blush</u> at him?				





THURSDAY

	LOOK & SAY	let's	went	whale	what	bully
 	READ					<p>The whale went to the bully. What will the whale do to the bully? Will the whale <u>blush</u> and <u>blink</u> at the bully. No, he will not <u>blush</u>. No, he will not <u>blink</u>. The whale will get the bully to go.</p>




FRIDAY

	LOOK & SAY	let's	went	whale	what	bully
	READ & ANSWER	<ol style="list-style-type: none"> 1. Who went to the bully? The _____ went to the bully. 2. Will the whale blush? Yes / No, the whale will / will not blush. 3. Will the whale blink? Yes / No, the whale will / will not blink. 4. What will the whale do? The whale will get the bully to _____. 				





MONDAY

	LOOK & SAY	let's	went	whale	what	bully
	SOUND OUT	bloom	blood	bloody	blush	
		blend	blink	blinked	blank	
	★	I <u>blink</u> and I <u>blush</u> .				
	READ	I see <u>blood</u> on her leg. I see a big cut on her leg. Her leg is <u>bloody</u> . Let's get a rag to blot the <u>blood</u> . I <u>blush</u> if I see <u>blood</u> .				





TUESDAY

	WRITE	Copy the  and  words from Monday into your exercise books.				
---	-------	--	--	--	--	--



WEDNESDAY

	LOOK & SAY	let's	went	whale	what	bully
	SOUND OUT	bloom	blood	bloody	blush	
		blend	blink	blinked	blank	
		I <u>blink</u> and <u>blush</u> at the <u>blood</u> .				
	READ	I see a bully. I <u>blink</u> and <u>blush</u> at the bully. Do you see a <u>bully</u> ? Do you <u>blink</u> and <u>blush</u> at the <u>bully</u> ? What will the <u>bully</u> do? What will the <u>bully</u> do if we <u>blink</u> and <u>blush</u> at him?				





THURSDAY

	LOOK & SAY	let's	went	whale	what	bully
 	READ					<p>The whale went to the bully. What will the whale do to the bully? Will the whale <u>blush</u> and <u>blink</u> at the bully. No, he will not <u>blush</u>. No, he will not <u>blink</u>. The whale will get the bully to go.</p>




FRIDAY

	LOOK & SAY	let's	went	whale	what	bully
	READ & ANSWER	<ol style="list-style-type: none"> 1. Who went to the bully? The _____ went to the bully. 2. Will the whale blush? Yes / No, the whale will / will not blush. 3. Will the whale blink? Yes / No, the whale will / will not blink. 4. What will the whale do? The whale will get the bully to _____. 				





MONDAY

	LOOK & SAY	let's	went	whale	what	bully
	SOUND OUT	bloom	blood	bloody	blush	
		blend	blink	blinked	blank	
	★	I <u>blink</u> and I <u>blush</u> .				
	READ	I see <u>blood</u> on her leg. I see a big cut on her leg. Her leg is <u>bloody</u> . Let's get a rag to blot the <u>blood</u> . I <u>blush</u> if I see <u>blood</u> .				





TUESDAY

	WRITE	Copy the  and  words from Monday into your exercise books.				
---	-------	--	--	--	--	--



WEDNESDAY

	LOOK & SAY	let's	went	whale	what	bully
	SOUND OUT	bloom	blood	bloody	blush	
		blend	blink	blinked	blank	
		I <u>blink</u> and <u>blush</u> at the <u>blood</u> .				
	READ	I see a bully. I <u>blink</u> and <u>blush</u> at the bully. Do you see a <u>bully</u> ? Do you <u>blink</u> and <u>blush</u> at the <u>bully</u> ? What will the <u>bully</u> do? What will the <u>bully</u> do if we <u>blink</u> and <u>blush</u> at him?				





THURSDAY

	LOOK & SAY	let's	went	whale	what	bully
 	READ					<p>The whale went to the bully. What will the whale do to the bully? Will the whale <u>blush</u> and <u>blink</u> at the bully. No, he will not <u>blush</u>. No, he will not <u>blink</u>. The whale will get the bully to go.</p>




FRIDAY

	LOOK & SAY	let's	went	whale	what	bully
	READ & ANSWER	<ol style="list-style-type: none"> 1. Who went to the bully? The _____ went to the bully. 2. Will the whale blush? Yes / No, the whale will / will not blush. 3. Will the whale blink? Yes / No, the whale will / will not blink. 4. What will the whale do? The whale will get the bully to _____. 				





MONDAY

	LOOK & SAY	let's	went	whale	what	bully
	SOUND OUT	bloom	blood	bloody	blush	
		blend	blink	blinked	blank	
	★	I <u>blink</u> and I <u>blush</u> .				
	READ	I see <u>blood</u> on her leg. I see a big cut on her leg. Her leg is <u>bloody</u> . Let's get a rag to blot the <u>blood</u> . I <u>blush</u> if I see <u>blood</u> .				





TUESDAY

	WRITE	Copy the  and  words from Monday into your exercise books.				
---	-------	--	--	--	--	--



WEDNESDAY

	LOOK & SAY	let's	went	whale	what	bully
	SOUND OUT	bloom	blood	bloody	blush	
		blend	blink	blinked	blank	
		I <u>blink</u> and <u>blush</u> at the <u>blood</u> .				
	READ	I see a bully. I <u>blink</u> and <u>blush</u> at the bully. Do you see a <u>bully</u> ? Do you <u>blink</u> and <u>blush</u> at the <u>bully</u> ? What will the <u>bully</u> do? What will the <u>bully</u> do if we <u>blink</u> and <u>blush</u> at him?				





THURSDAY

	LOOK & SAY	let's	went	whale	what	bully
 	READ					<p>The whale went to the bully. What will the whale do to the bully? Will the whale <u>blush</u> and <u>blink</u> at the bully. No, he will not <u>blush</u>. No, he will not <u>blink</u>. The whale will get the bully to go.</p>




FRIDAY

	LOOK & SAY	let's	went	whale	what	bully
	READ & ANSWER	<ol style="list-style-type: none"> 1. Who went to the bully? The _____ went to the bully. 2. Will the whale blush? Yes / No, the whale will / will not blush. 3. Will the whale blink? Yes / No, the whale will / will not blink. 4. What will the whale do? The whale will get the bully to _____. 				





MONDAY

	LOOK & SAY	let's	went	whale	what	bully
	SOUND OUT	bloom	blood	bloody	blush	
		blend	blink	blinked	blank	
	★	I <u>blink</u> and I <u>blush</u> .				
	READ	I see <u>blood</u> on her leg. I see a big cut on her leg. Her leg is <u>bloody</u> . Let's get a rag to blot the <u>blood</u> . I <u>blush</u> if I see <u>blood</u> .				





TUESDAY

	WRITE	Copy the  and  words from Monday into your exercise books.				
---	-------	--	--	--	--	--



WEDNESDAY

	LOOK & SAY	let's	went	whale	what	bully
	SOUND OUT	bloom	blood	bloody	blush	
		blend	blink	blinked	blank	
		I <u>blink</u> and <u>blush</u> at the <u>blood</u> .				
	READ	I see a bully. I <u>blink</u> and <u>blush</u> at the bully. Do you see a <u>bully</u> ? Do you <u>blink</u> and <u>blush</u> at the <u>bully</u> ? What will the <u>bully</u> do? What will the <u>bully</u> do if we <u>blink</u> and <u>blush</u> at him?				





THURSDAY

	LOOK & SAY	let's	went	whale	what	bully
 	READ					<p>The whale went to the bully. What will the whale do to the bully? Will the whale <u>blush</u> and <u>blink</u> at the bully. No, he will not <u>blush</u>. No, he will not <u>blink</u>. The whale will get the bully to go.</p>




FRIDAY

	LOOK & SAY	let's	went	whale	what	bully
	READ & ANSWER	<ol style="list-style-type: none"> 1. Who went to the bully? The _____ went to the bully. 2. Will the whale blush? Yes / No, the whale will / will not blush. 3. Will the whale blink? Yes / No, the whale will / will not blink. 4. What will the whale do? The whale will get the bully to _____. 				





MONDAY

	LOOK & SAY	let's	went	whale	what	bully
	SOUND OUT	bloom	blood	bloody	blush	
		blend	blink	blinked	blank	
	★	I <u>blink</u> and I <u>blush</u> .				
	READ	I see <u>blood</u> on her leg. I see a big cut on her leg. Her leg is <u>bloody</u> . Let's get a rag to blot the <u>blood</u> . I <u>blush</u> if I see <u>blood</u> .				





TUESDAY

	WRITE	Copy the  and  words from Monday into your exercise books.				
---	-------	--	--	--	--	--



WEDNESDAY

	LOOK & SAY	let's	went	whale	what	bully
	SOUND OUT	bloom	blood	bloody	blush	
		blend	blink	blinked	blank	
		I <u>blink</u> and <u>blush</u> at the <u>blood</u> .				
	READ	I see a bully. I <u>blink</u> and <u>blush</u> at the bully. Do you see a <u>bully</u> ? Do you <u>blink</u> and <u>blush</u> at the <u>bully</u> ? What will the <u>bully</u> do? What will the <u>bully</u> do if we <u>blink</u> and <u>blush</u> at him?				





THURSDAY

	LOOK & SAY	let's	went	whale	what	bully
 	READ					<p>The whale went to the bully. What will the whale do to the bully? Will the whale <u>blush</u> and <u>blink</u> at the bully. No, he will not <u>blush</u>. No, he will not <u>blink</u>. The whale will get the bully to go.</p>




FRIDAY

	LOOK & SAY	let's	went	whale	what	bully
	READ & ANSWER	<ol style="list-style-type: none"> 1. Who went to the bully? The _____ went to the bully. 2. Will the whale blush? Yes / No, the whale will / will not blush. 3. Will the whale blink? Yes / No, the whale will / will not blink. 4. What will the whale do? The whale will get the bully to _____. 				





MONDAY

	LOOK & SAY	let's	went	whale	what	bully
	SOUND OUT	bloom	blood	bloody	blush	
		blend	blink	blinked	blank	
	★	I <u>blink</u> and I <u>blush</u> .				
	READ	I see <u>blood</u> on her leg. I see a big cut on her leg. Her leg is <u>bloody</u> . Let's get a rag to blot the <u>blood</u> . I <u>blush</u> if I see <u>blood</u> .				





TUESDAY

	WRITE	Copy the  and  words from Monday into your exercise books.				
---	-------	--	--	--	--	--



WEDNESDAY

	LOOK & SAY	let's	went	whale	what	bully
	SOUND OUT	bloom	blood	bloody	blush	
		blend	blink	blinked	blank	
		I <u>blink</u> and <u>blush</u> at the <u>blood</u> .				
	READ	I see a bully. I <u>blink</u> and <u>blush</u> at the bully. Do you see a <u>bully</u> ? Do you <u>blink</u> and <u>blush</u> at the <u>bully</u> ? What will the <u>bully</u> do? What will the <u>bully</u> do if we <u>blink</u> and <u>blush</u> at him?				





THURSDAY

	LOOK & SAY	let's	went	whale	what	bully
 	READ					<p>The whale went to the bully. What will the whale do to the bully? Will the whale <u>blush</u> and <u>blink</u> at the bully. No, he will not <u>blush</u>. No, he will not <u>blink</u>. The whale will get the bully to go.</p>




FRIDAY

	LOOK & SAY	let's	went	whale	what	bully
	READ & ANSWER	<ol style="list-style-type: none"> 1. Who went to the bully? The _____ went to the bully. 2. Will the whale blush? Yes / No, the whale will / will not blush. 3. Will the whale blink? Yes / No, the whale will / will not blink. 4. What will the whale do? The whale will get the bully to _____. 				





MONDAY

	LOOK & SAY	let's	went	whale	what	bully
	SOUND OUT	bloom	blood	bloody	blush	
		blend	blink	blinked	blank	
	★	I <u>blink</u> and I <u>blush</u> .				
	READ	I see <u>blood</u> on her leg. I see a big cut on her leg. Her leg is <u>bloody</u> . Let's get a rag to blot the <u>blood</u> . I <u>blush</u> if I see <u>blood</u> .				





TUESDAY

	WRITE	Copy the  and  words from Monday into your exercise books.				
---	-------	--	--	--	--	--



WEDNESDAY

	LOOK & SAY	let's	went	whale	what	bully
	SOUND OUT	bloom	blood	bloody	blush	
		blend	blink	blinked	blank	
		I <u>blink</u> and <u>blush</u> at the <u>blood</u> .				
	READ	I see a bully. I <u>blink</u> and <u>blush</u> at the bully. Do you see a <u>bully</u> ? Do you <u>blink</u> and <u>blush</u> at the <u>bully</u> ? What will the <u>bully</u> do? What will the <u>bully</u> do if we <u>blink</u> and <u>blush</u> at him?				





THURSDAY

	LOOK & SAY	let's	went	whale	what	bully
 	READ					<p>The whale went to the bully. What will the whale do to the bully? Will the whale <u>blush</u> and <u>blink</u> at the bully. No, he will not <u>blush</u>. No, he will not <u>blink</u>. The whale will get the bully to go.</p>




FRIDAY

	LOOK & SAY	let's	went	whale	what	bully
	READ & ANSWER	<ol style="list-style-type: none"> 1. Who went to the bully? The _____ went to the bully. 2. Will the whale blush? Yes / No, the whale will / will not blush. 3. Will the whale blink? Yes / No, the whale will / will not blink. 4. What will the whale do? The whale will get the bully to _____. 				





MONDAY

	LOOK & SAY	let's	went	whale	what	bully
	SOUND OUT	bloom	blood	bloody	blush	
		blend	blink	blinked	blank	
	★	I <u>blink</u> and I <u>blush</u> .				
	READ	I see <u>blood</u> on her leg. I see a big cut on her leg. Her leg is <u>bloody</u> . Let's get a rag to blot the <u>blood</u> . I <u>blush</u> if I see <u>blood</u> .				




TUESDAY

	WRITE	Copy the  and  words from Monday into your exercise books.				
---	-------	--	--	--	--	--



WEDNESDAY

	LOOK & SAY	let's	went	whale	what	bully
	SOUND OUT	bloom	blood	bloody	blush	
		blend	blink	blinked	blank	
		I <u>blink</u> and <u>blush</u> at the <u>blood</u> .				
	READ	I see a bully. I <u>blink</u> and <u>blush</u> at the bully. Do you see a <u>bully</u> ? Do you <u>blink</u> and <u>blush</u> at the <u>bully</u> ? What will the <u>bully</u> do? What will the <u>bully</u> do if we <u>blink</u> and <u>blush</u> at him?				





THURSDAY

	LOOK & SAY	let's	went	whale	what	bully	
	READ					<p>The whale went to the bully. What will the whale do to the bully? Will the whale <u>blush</u> and <u>blink</u> at the bully. No, he will not <u>blush</u>. No, he will not <u>blink</u>. The whale will get the bully to go.</p>	




FRIDAY

	LOOK & SAY	let's	went	whale	what	bully	
	READ & ANSWER	<ol style="list-style-type: none"> 1. Who went to the bully? The _____ went to the bully. 2. Will the whale blush? Yes / No, the whale will / will not blush. 3. Will the whale blink? Yes / No, the whale will / will not blink. 4. What will the whale do? The whale will get the bully to _____. 					





MONDAY

	LOOK & SAY	let's	went	whale	what	bully
	SOUND OUT	bloom	blood	bloody	blush	
		blend	blink	blinked	blank	
	★	I <u>blink</u> and I <u>blush</u> .				
	READ	I see <u>blood</u> on her leg. I see a big cut on her leg. Her leg is <u>bloody</u> . Let's get a rag to blot the <u>blood</u> . I <u>blush</u> if I see <u>blood</u> .				




TUESDAY

	WRITE	Copy the  and  words from Monday into your exercise books.				
---	-------	--	--	--	--	--



WEDNESDAY

	LOOK & SAY	let's	went	whale	what	bully
	SOUND OUT	bloom	blood	bloody	blush	
		blend	blink	blinked	blank	
		I <u>blink</u> and <u>blush</u> at the <u>blood</u> .				
	READ	I see a bully. I <u>blink</u> and <u>blush</u> at the bully. Do you see a <u>bully</u> ? Do you <u>blink</u> and <u>blush</u> at the <u>bully</u> ? What will the <u>bully</u> do? What will the <u>bully</u> do if we <u>blink</u> and <u>blush</u> at him?				





THURSDAY

	LOOK & SAY	let's	went	whale	what	bully	
	READ					<p>The whale went to the bully. What will the whale do to the bully? Will the whale <u>blush</u> and <u>blink</u> at the bully. No, he will not <u>blush</u>. No, he will not <u>blink</u>. The whale will get the bully to go.</p>	




FRIDAY

	LOOK & SAY	let's	went	whale	what	bully
	READ & ANSWER	<ol style="list-style-type: none"> 1. Who went to the bully? The _____ went to the bully. 2. Will the whale blush? Yes / No, the whale will / will not blush. 3. Will the whale blink? Yes / No, the whale will / will not blink. 4. What will the whale do? The whale will get the bully to _____. 				





MONDAY

	LOOK & SAY	let's	went	whale	what	bully
	SOUND OUT	bloom	blood	bloody	blush	
		blend	blink	blinked	blank	
	★	I <u>blink</u> and I <u>blush</u> .				
	READ	I see <u>blood</u> on her leg. I see a big cut on her leg. Her leg is <u>bloody</u> . Let's get a rag to blot the <u>blood</u> . I <u>blush</u> if I see <u>blood</u> .				





TUESDAY

	WRITE	Copy the  and  words from Monday into your exercise books.				
---	-------	--	--	--	--	--



WEDNESDAY

	LOOK & SAY	let's	went	whale	what	bully
	SOUND OUT	bloom	blood	bloody	blush	
		blend	blink	blinked	blank	
		I <u>blink</u> and <u>blush</u> at the <u>blood</u> .				
	READ	I see a bully. I <u>blink</u> and <u>blush</u> at the bully. Do you see a <u>bully</u> ? Do you <u>blink</u> and <u>blush</u> at the <u>bully</u> ? What will the <u>bully</u> do? What will the <u>bully</u> do if we <u>blink</u> and <u>blush</u> at him?				





THURSDAY

	LOOK & SAY	let's	went	whale	what	bully
 	READ					<p>The whale went to the bully. What will the whale do to the bully? Will the whale <u>blush</u> and <u>blink</u> at the bully. No, he will not <u>blush</u>. No, he will not <u>blink</u>. The whale will get the bully to go.</p>




FRIDAY

	LOOK & SAY	let's	went	whale	what	bully
	READ & ANSWER	<ol style="list-style-type: none"> 1. Who went to the bully? The _____ went to the bully. 2. Will the whale blush? Yes / No, the whale will / will not blush. 3. Will the whale blink? Yes / No, the whale will / will not blink. 4. What will the whale do? The whale will get the bully to _____. 				





MONDAY

	LOOK & SAY	every	made	from	then	night
	SOUND OUT	cry	fry	try	my	
		dry	guy	buy		
	★	I cry as I try to fry.				
	READ	I am wet. He is <u>dry</u> . I am wet but that <u>guy</u> is <u>dry</u> . I want to <u>cry</u> . <u>My</u> mom will be mad, and I will <u>cry</u> . <u>My</u> dad will be mad, and I will <u>cry</u> .				






TUESDAY

	WRITE	Copy the  and  words from Monday into your exercise books.				
---	-------	--	--	--	--	--



WEDNESDAY

	LOOK & SAY	every	made	from	then	night
	SOUND OUT	cry	fry	try	my	
		dry	guy	buy		
	★	I <u>try</u> to <u>buy</u> a whale.				
	READ	I <u>try</u> to <u>fry</u> in a pan at night. I <u>try</u> to <u>fry</u> in a pan every night. The <u>guy</u> will <u>try</u> to <u>fry</u> in a pan at night. The <u>guy</u> will <u>try</u> to <u>fry</u> in a pan every night.				





THURSDAY

	LOOK & SAY	every	made	from	then	night
	READ	<div style="display: flex; justify-content: space-around; align-items: flex-start;"> <div style="text-align: center;">  </div> <div style="text-align: center;">  fish </div> <div style="text-align: center;">  happy </div> </div> <p>This <u>guy</u> is a bully. The fish will <u>try</u> to stop the bully. Then the fish will <u>cry</u> for the whale. The whale will stop the bully.</p> <p>Then the fish will be happy. The whale made the bully stop.</p>				




FRIDAY

	LOOK & SAY	every	made	from	then	night
	READ & ANSWER	<ol style="list-style-type: none"> 1. Do the fish try to stop the bully? Yes / No, the fish do / do not try to stop the bully. 2. Who do the fish call? The fish call the _____. 3. Who will stop the bully? The _____ will stop the bully. 4. How do the fish feel when the whale stops the bully? I feel happy / sad / glad when the whale stops the bully. 				





MONDAY

	LOOK & SAY	every	made	from	then	night
	SOUND OUT	cry	fry	try	my	
		dry	guy	buy		
	★	I cry as I try to fry.				
	READ	I am wet. He is <u>dry</u> . I am wet but that <u>guy</u> is <u>dry</u> . I want to <u>cry</u> . <u>My</u> mom will be mad, and I will <u>cry</u> . <u>My</u> dad will be mad, and I will <u>cry</u> .				






TUESDAY

	WRITE	Copy the  and  words from Monday into your exercise books.				
---	-------	--	--	--	--	--



WEDNESDAY

	LOOK & SAY	every	made	from	then	night
	SOUND OUT	cry	fry	try	my	
		dry	guy	buy		
	★	I <u>try</u> to <u>buy</u> a whale.				
	READ	I <u>try</u> to <u>fry</u> in a pan at night. I <u>try</u> to <u>fry</u> in a pan every night. The <u>guy</u> will <u>try</u> to <u>fry</u> in a pan at night. The <u>guy</u> will <u>try</u> to <u>fry</u> in a pan every night.				





THURSDAY

	LOOK & SAY	every	made	from	then	night
	READ	<div style="display: flex; justify-content: space-around; align-items: flex-start;"> <div style="text-align: center;">  </div> <div style="text-align: center;">  fish </div> <div style="text-align: center;">  happy </div> </div> <p>This <u>guy</u> is a bully. The fish will <u>try</u> to stop the bully. Then the fish will <u>cry</u> for the whale. The whale will stop the bully.</p> <p>Then the fish will be happy. The whale made the bully stop.</p>				




FRIDAY

	LOOK & SAY	every	made	from	then	night
	READ & ANSWER	<ol style="list-style-type: none"> 1. Do the fish try to stop the bully? Yes / No, the fish do / do not try to stop the bully. 2. Who do the fish call? The fish call the _____. 3. Who will stop the bully? The _____ will stop the bully. 4. How do the fish feel when the whale stops the bully? I feel happy / sad / glad when the whale stops the bully. 				





MONDAY

	LOOK & SAY	every	made	from	then	night
	SOUND OUT	cry	fry	try	my	
		dry	guy	buy		
	★	I cry as I try to fry.				
	READ	I am wet. He is <u>dry</u> . I am wet but that <u>guy</u> is <u>dry</u> . I want to <u>cry</u> . <u>My</u> mom will be mad, and I will <u>cry</u> . <u>My</u> dad will be mad, and I will <u>cry</u> .				






TUESDAY

	WRITE	Copy the  and  words from Monday into your exercise books.				
---	-------	--	--	--	--	--



WEDNESDAY

	LOOK & SAY	every	made	from	then	night
	SOUND OUT	cry	fry	try	my	
		dry	guy	buy		
	★	I <u>try</u> to <u>buy</u> a whale.				
	READ	I <u>try</u> to <u>fry</u> in a pan at night. I <u>try</u> to <u>fry</u> in a pan every night. The <u>guy</u> will <u>try</u> to <u>fry</u> in a pan at night. The <u>guy</u> will <u>try</u> to <u>fry</u> in a pan every night.				





THURSDAY

	LOOK & SAY	every	made	from	then	night
	READ	<div style="display: flex; justify-content: space-around; align-items: flex-start;"> <div style="text-align: center;">  </div> <div style="text-align: center;">  fish </div> <div style="text-align: center;">  happy </div> </div> <p>This <u>guy</u> is a bully. The fish will <u>try</u> to stop the bully. Then the fish will <u>cry</u> for the whale. The whale will stop the bully.</p> <p>Then the fish will be happy. The whale made the bully stop.</p>				




FRIDAY

	LOOK & SAY	every	made	from	then	night
	READ & ANSWER	<ol style="list-style-type: none"> 1. Do the fish try to stop the bully? Yes / No, the fish do / do not try to stop the bully. 2. Who do the fish call? The fish call the _____. 3. Who will stop the bully? The _____ will stop the bully. 4. How do the fish feel when the whale stops the bully? I feel happy / sad / glad when the whale stops the bully. 				





MONDAY

	LOOK & SAY	every	made	from	then	night
	SOUND OUT	cry	fry	try	my	
		dry	guy	buy		
	★	I cry as I try to fry.				
	READ	I am wet. He is <u>dry</u> . I am wet but that <u>guy</u> is <u>dry</u> . I want to <u>cry</u> . <u>My</u> mom will be mad, and I will <u>cry</u> . <u>My</u> dad will be mad, and I will <u>cry</u> .				







TUESDAY

	WRITE	Copy the  and  words from Monday into your exercise books.				
---	-------	--	--	--	--	--



WEDNESDAY

	LOOK & SAY	every	made	from	then	night
	SOUND OUT	cry	fry	try	my	
		dry	guy	buy		
	★	I <u>try</u> to <u>buy</u> a whale.				
	READ	I <u>try</u> to <u>fry</u> in a pan at night. I <u>try</u> to <u>fry</u> in a pan every night. The <u>guy</u> will <u>try</u> to <u>fry</u> in a pan at night. The <u>guy</u> will <u>try</u> to <u>fry</u> in a pan every night.				





THURSDAY

	LOOK & SAY	every	made	from	then	night
 	READ	<div style="display: flex; justify-content: space-around; align-items: center;"> <div style="text-align: center;">  </div> <div style="text-align: center;">  fish </div> <div style="text-align: center;">  happy </div> </div> <p>This <u>guy</u> is a bully. The fish will <u>try</u> to stop the bully. Then the fish will <u>cry</u> for the whale. The whale will stop the bully.</p> <p>Then the fish will be happy. The whale made the bully stop.</p>				




FRIDAY

	LOOK & SAY	every	made	from	then	night
	READ & ANSWER	<ol style="list-style-type: none"> 1. Do the fish try to stop the bully? Yes / No, the fish do / do not try to stop the bully. 2. Who do the fish call? The fish call the _____. 3. Who will stop the bully? The _____ will stop the bully. 4. How do the fish feel when the whale stops the bully? I feel happy / sad / glad when the whale stops the bully. 				





MONDAY

	LOOK & SAY	every	made	from	then	night
	SOUND OUT	cry	fry	try	my	
		dry	guy	buy		
	★	I cry as I try to fry.				
	READ	I am wet. He is <u>dry</u> . I am wet but that <u>guy</u> is <u>dry</u> . I want to <u>cry</u> . <u>My</u> mom will be mad, and I will <u>cry</u> . <u>My</u> dad will be mad, and I will <u>cry</u> .				






TUESDAY

	WRITE	Copy the  and  words from Monday into your exercise books.				
---	-------	--	--	--	--	--



WEDNESDAY

	LOOK & SAY	every	made	from	then	night
	SOUND OUT	cry	fry	try	my	
		dry	guy	buy		
	★	I <u>try</u> to <u>buy</u> a whale.				
	READ	I <u>try</u> to <u>fry</u> in a pan at night. I <u>try</u> to <u>fry</u> in a pan every night. The <u>guy</u> will <u>try</u> to <u>fry</u> in a pan at night. The <u>guy</u> will <u>try</u> to <u>fry</u> in a pan every night.				





THURSDAY

	LOOK & SAY	every	made	from	then	night
	READ	<div style="display: flex; justify-content: space-around; align-items: flex-start;"> <div style="text-align: center;">  </div> <div style="text-align: center;">  fish </div> <div style="text-align: center;">  happy </div> </div> <p>This <u>guy</u> is a bully. The fish will <u>try</u> to stop the bully. Then the fish will <u>cry</u> for the whale. The whale will stop the bully.</p> <p>Then the fish will be happy. The whale made the bully stop.</p>				




FRIDAY

	LOOK & SAY	every	made	from	then	night
	READ & ANSWER	<ol style="list-style-type: none"> 1. Do the fish try to stop the bully? Yes / No, the fish do / do not try to stop the bully. 2. Who do the fish call? The fish call the _____. 3. Who will stop the bully? The _____ will stop the bully. 4. How do the fish feel when the whale stops the bully? I feel happy / sad / glad when the whale stops the bully. 				





MONDAY

	LOOK & SAY	every	made	from	then	night
	SOUND OUT	cry	fry	try	my	
		dry	guy	buy		
	★	I cry as I try to fry.				
	READ	I am wet. He is <u>dry</u> . I am wet but that <u>guy</u> is <u>dry</u> . I want to <u>cry</u> . <u>My</u> mom will be mad, and I will <u>cry</u> . <u>My</u> dad will be mad, and I will <u>cry</u> .				






TUESDAY

	WRITE	Copy the  and  words from Monday into your exercise books.				
---	-------	--	--	--	--	--



WEDNESDAY

	LOOK & SAY	every	made	from	then	night
	SOUND OUT	cry	fry	try	my	
		dry	guy	buy		
	★	I <u>try</u> to <u>buy</u> a whale.				
	READ	I <u>try</u> to <u>fry</u> in a pan at night. I <u>try</u> to <u>fry</u> in a pan every night. The <u>guy</u> will <u>try</u> to <u>fry</u> in a pan at night. The <u>guy</u> will <u>try</u> to <u>fry</u> in a pan every night.				





THURSDAY

	LOOK & SAY	every	made	from	then	night
	READ	<div style="display: flex; justify-content: space-around; align-items: flex-start;"> <div style="text-align: center;">  </div> <div style="text-align: center;">  fish </div> <div style="text-align: center;">  happy </div> </div> <p>This <u>guy</u> is a bully. The fish will <u>try</u> to stop the bully. Then the fish will <u>cry</u> for the whale. The whale will stop the bully.</p> <p>Then the fish will be happy. The whale made the bully stop.</p>				




FRIDAY

	LOOK & SAY	every	made	from	then	night
	READ & ANSWER	<ol style="list-style-type: none"> 1. Do the fish try to stop the bully? Yes / No, the fish do / do not try to stop the bully. 2. Who do the fish call? The fish call the _____. 3. Who will stop the bully? The _____ will stop the bully. 4. How do the fish feel when the whale stops the bully? I feel happy / sad / glad when the whale stops the bully. 				





MONDAY

	LOOK & SAY	every	made	from	then	night
	SOUND OUT	cry	fry	try	my	
		dry	guy	buy		
	★	I cry as I try to fry.				
	READ	I am wet. He is <u>dry</u> . I am wet but that <u>guy</u> is <u>dry</u> . I want to <u>cry</u> . <u>My</u> mom will be mad, and I will <u>cry</u> . <u>My</u> dad will be mad, and I will <u>cry</u> .				






TUESDAY

	WRITE	Copy the  and  words from Monday into your exercise books.				
---	-------	--	--	--	--	--



WEDNESDAY

	LOOK & SAY	every	made	from	then	night
	SOUND OUT	cry	fry	try	my	
		dry	guy	buy		
	★	I <u>try</u> to <u>buy</u> a whale.				
	READ	I <u>try</u> to <u>fry</u> in a pan at night. I <u>try</u> to <u>fry</u> in a pan every night. The <u>guy</u> will <u>try</u> to <u>fry</u> in a pan at night. The <u>guy</u> will <u>try</u> to <u>fry</u> in a pan every night.				





THURSDAY

	LOOK & SAY	every	made	from	then	night
	READ	<div style="display: flex; justify-content: space-around; align-items: flex-start;"> <div style="text-align: center;">  </div> <div style="text-align: center;">  fish </div> <div style="text-align: center;">  happy </div> </div> <p>This <u>guy</u> is a bully. The fish will <u>try</u> to stop the bully. Then the fish will <u>cry</u> for the whale. The whale will stop the bully.</p> <p>Then the fish will be happy. The whale made the bully stop.</p>				




FRIDAY

	LOOK & SAY	every	made	from	then	night
	READ & ANSWER	<ol style="list-style-type: none"> 1. Do the fish try to stop the bully? Yes / No, the fish do / do not try to stop the bully. 2. Who do the fish call? The fish call the _____. 3. Who will stop the bully? The _____ will stop the bully. 4. How do the fish feel when the whale stops the bully? I feel happy / sad / glad when the whale stops the bully. 				





MONDAY

	LOOK & SAY	every	made	from	then	night
	SOUND OUT	cry	fry	try	my	
		dry	guy	buy		
	★	I cry as I try to fry.				
	READ	I am wet. He is <u>dry</u> . I am wet but that <u>guy</u> is <u>dry</u> . I want to <u>cry</u> . <u>My</u> mom will be mad, and I will <u>cry</u> . <u>My</u> dad will be mad, and I will <u>cry</u> .				






TUESDAY

	WRITE	Copy the  and  words from Monday into your exercise books.				
---	-------	--	--	--	--	--



WEDNESDAY

	LOOK & SAY	every	made	from	then	night
	SOUND OUT	cry	fry	try	my	
		dry	guy	buy		
	★	I <u>try</u> to <u>buy</u> a whale.				
	READ	I <u>try</u> to <u>fry</u> in a pan at night. I <u>try</u> to <u>fry</u> in a pan every night. The <u>guy</u> will <u>try</u> to <u>fry</u> in a pan at night. The <u>guy</u> will <u>try</u> to <u>fry</u> in a pan every night.				





THURSDAY

	LOOK & SAY	every	made	from	then	night
	READ	<div style="display: flex; justify-content: space-around; align-items: flex-start;"> <div style="text-align: center;">  </div> <div style="text-align: center;">  fish </div> <div style="text-align: center;">  happy </div> </div> <p>This <u>guy</u> is a bully. The fish will <u>try</u> to stop the bully. Then the fish will <u>cry</u> for the whale. The whale will stop the bully.</p> <p>Then the fish will be happy. The whale made the bully stop.</p>				




FRIDAY

	LOOK & SAY	every	made	from	then	night
	READ & ANSWER	<ol style="list-style-type: none"> 1. Do the fish try to stop the bully? Yes / No, the fish do / do not try to stop the bully. 2. Who do the fish call? The fish call the _____. 3. Who will stop the bully? The _____ will stop the bully. 4. How do the fish feel when the whale stops the bully? I feel happy / sad / glad when the whale stops the bully. 				





MONDAY

	LOOK & SAY	every	made	from	then	night
	SOUND OUT	cry	fry	try	my	
		dry	guy	buy		
	★	I cry as I try to fry.				
	READ	I am wet. He is <u>dry</u> . I am wet but that <u>guy</u> is <u>dry</u> . I want to <u>cry</u> . <u>My</u> mom will be mad, and I will <u>cry</u> . <u>My</u> dad will be mad, and I will <u>cry</u> .				






TUESDAY

	WRITE	Copy the  and  words from Monday into your exercise books.				
---	-------	--	--	--	--	--



WEDNESDAY

	LOOK & SAY	every	made	from	then	night
	SOUND OUT	cry	fry	try	my	
		dry	guy	buy		
	★	I <u>try</u> to <u>buy</u> a whale.				
	READ	I <u>try</u> to <u>fry</u> in a pan at night. I <u>try</u> to <u>fry</u> in a pan every night. The <u>guy</u> will <u>try</u> to <u>fry</u> in a pan at night. The <u>guy</u> will <u>try</u> to <u>fry</u> in a pan every night.				





THURSDAY

	LOOK & SAY	every	made	from	then	night
	READ	<div style="display: flex; justify-content: space-around; align-items: center;">  <div style="text-align: center;">  fish </div> <div style="text-align: center;">  happy </div> </div> <p>This <u>guy</u> is a bully. The fish will <u>try</u> to stop the bully. Then the fish will <u>cry</u> for the whale. The whale will stop the bully.</p> <p>Then the fish will be happy. The whale made the bully stop.</p>				




FRIDAY

	LOOK & SAY	every	made	from	then	night
	READ & ANSWER	<ol style="list-style-type: none"> 1. Do the fish try to stop the bully? Yes / No, the fish do / do not try to stop the bully. 2. Who do the fish call? The fish call the _____. 3. Who will stop the bully? The _____ will stop the bully. 4. How do the fish feel when the whale stops the bully? I feel happy / sad / glad when the whale stops the bully. 				





MONDAY

	LOOK & SAY	every	made	from	then	night
	SOUND OUT	cry	fry	try	my	
		dry	guy	buy		
	★	I cry as I try to fry.				
	READ	I am wet. He is <u>dry</u> . I am wet but that <u>guy</u> is <u>dry</u> . I want to <u>cry</u> . <u>My</u> mom will be mad, and I will <u>cry</u> . <u>My</u> dad will be mad, and I will <u>cry</u> .				







TUESDAY

	WRITE	Copy the  and  words from Monday into your exercise books.				
---	-------	--	--	--	--	--



WEDNESDAY

	LOOK & SAY	every	made	from	then	night
	SOUND OUT	cry	fry	try	my	
		dry	guy	buy		
	★	I <u>try</u> to <u>buy</u> a whale.				
	READ	I <u>try</u> to <u>fry</u> in a pan at night. I <u>try</u> to <u>fry</u> in a pan every night. The <u>guy</u> will <u>try</u> to <u>fry</u> in a pan at night. The <u>guy</u> will <u>try</u> to <u>fry</u> in a pan every night.				





THURSDAY

	LOOK & SAY	every	made	from	then	night
 	READ	<div style="display: flex; justify-content: space-around; align-items: center;">  <div style="text-align: center;">  fish </div> <div style="text-align: center;">  happy </div> </div> <p>This <u>guy</u> is a bully. The fish will <u>try</u> to stop the bully. Then the fish will <u>cry</u> for the whale. The whale will stop the bully.</p> <p>Then the fish will be happy. The whale made the bully stop.</p>				




FRIDAY

	LOOK & SAY	every	made	from	then	night
	READ & ANSWER	<ol style="list-style-type: none"> 1. Do the fish try to stop the bully? Yes / No, the fish do / do not try to stop the bully. 2. Who do the fish call? The fish call the _____. 3. Who will stop the bully? The _____ will stop the bully. 4. How do the fish feel when the whale stops the bully? I feel happy / sad / glad when the whale stops the bully. 				





MONDAY

	LOOK & SAY	every	made	from	then	night
	SOUND OUT	cry	fry	try	my	
		dry	guy	buy		
	★	I cry as I try to fry.				
	READ	I am wet. He is <u>dry</u> . I am wet but that <u>guy</u> is <u>dry</u> . I want to <u>cry</u> . <u>My</u> mom will be mad, and I will <u>cry</u> . <u>My</u> dad will be mad, and I will <u>cry</u> .				







TUESDAY

	WRITE	Copy the  and  words from Monday into your exercise books.				
---	-------	--	--	--	--	--



WEDNESDAY

	LOOK & SAY	every	made	from	then	night
	SOUND OUT	cry	fry	try	my	
		dry	guy	buy		
	★	I <u>try</u> to <u>buy</u> a whale.				
	READ	I <u>try</u> to <u>fry</u> in a pan at night. I <u>try</u> to <u>fry</u> in a pan every night. The <u>guy</u> will <u>try</u> to <u>fry</u> in a pan at night. The <u>guy</u> will <u>try</u> to <u>fry</u> in a pan every night.				





THURSDAY

	LOOK & SAY	every	made	from	then	night
 	READ	<div style="display: flex; justify-content: space-around; align-items: center;"> <div style="text-align: center;">  </div> <div style="text-align: center;">  fish </div> <div style="text-align: center;">  happy </div> </div> <p>This <u>guy</u> is a bully. The fish will <u>try</u> to stop the bully. Then the fish will <u>cry</u> for the whale. The whale will stop the bully.</p> <p>Then the fish will be happy. The whale made the bully stop.</p>				




FRIDAY

	LOOK & SAY	every	made	from	then	night
	READ & ANSWER	<ol style="list-style-type: none"> 1. Do the fish try to stop the bully? Yes / No, the fish do / do not try to stop the bully. 2. Who do the fish call? The fish call the _____. 3. Who will stop the bully? The _____ will stop the bully. 4. How do the fish feel when the whale stops the bully? I feel happy / sad / glad when the whale stops the bully. 				





MONDAY

	LOOK & SAY	every	made	from	then	night
	SOUND OUT	cry	fry	try	my	
		dry	guy	buy		
	★	I cry as I try to fry.				
	READ	I am wet. He is <u>dry</u> . I am wet but that <u>guy</u> is <u>dry</u> . I want to <u>cry</u> . <u>My</u> mom will be mad, and I will <u>cry</u> . <u>My</u> dad will be mad, and I will <u>cry</u> .				






TUESDAY

	WRITE	Copy the  and  words from Monday into your exercise books.				
---	-------	--	--	--	--	--



WEDNESDAY

	LOOK & SAY	every	made	from	then	night
	SOUND OUT	cry	fry	try	my	
		dry	guy	buy		
	★	I <u>try</u> to <u>buy</u> a whale.				
	READ	I <u>try</u> to <u>fry</u> in a pan at night. I <u>try</u> to <u>fry</u> in a pan every night. The <u>guy</u> will <u>try</u> to <u>fry</u> in a pan at night. The <u>guy</u> will <u>try</u> to <u>fry</u> in a pan every night.				





THURSDAY

	LOOK & SAY	every	made	from	then	night
	READ	<div style="display: flex; justify-content: space-around; align-items: flex-start;"> <div style="text-align: center;">  </div> <div style="text-align: center;">  fish </div> <div style="text-align: center;">  happy </div> </div> <p>This <u>guy</u> is a bully. The fish will <u>try</u> to stop the bully. Then the fish will <u>cry</u> for the whale. The whale will stop the bully.</p> <p>Then the fish will be happy. The whale made the bully stop.</p>				




FRIDAY

	LOOK & SAY	every	made	from	then	night
	READ & ANSWER	<ol style="list-style-type: none"> 1. Do the fish try to stop the bully? Yes / No, the fish do / do not try to stop the bully. 2. Who do the fish call? The fish call the _____. 3. Who will stop the bully? The _____ will stop the bully. 4. How do the fish feel when the whale stops the bully? I feel happy / sad / glad when the whale stops the bully. 				





MONDAY

	LOOK & SAY	every	made	from	then	night
	SOUND OUT	cry	fry	try	my	
		dry	guy	buy		
	★	I cry as I try to fry.				
	READ	I am wet. He is <u>dry</u> . I am wet but that <u>guy</u> is <u>dry</u> . I want to <u>cry</u> . <u>My</u> mom will be mad, and I will <u>cry</u> . <u>My</u> dad will be mad, and I will <u>cry</u> .				






TUESDAY

	WRITE	Copy the  and  words from Monday into your exercise books.				
---	-------	--	--	--	--	--



WEDNESDAY

	LOOK & SAY	every	made	from	then	night
	SOUND OUT	cry	fry	try	my	
		dry	guy	buy		
	★	I <u>try</u> to <u>buy</u> a whale.				
	READ	I <u>try</u> to <u>fry</u> in a pan at night. I <u>try</u> to <u>fry</u> in a pan every night. The <u>guy</u> will <u>try</u> to <u>fry</u> in a pan at night. The <u>guy</u> will <u>try</u> to <u>fry</u> in a pan every night.				





THURSDAY

	LOOK & SAY	every	made	from	then	night
	READ	<div style="display: flex; justify-content: space-around; align-items: center;">  <div style="text-align: center;">  fish </div> <div style="text-align: center;">  happy </div> </div> <p>This <u>guy</u> is a bully. The fish will <u>try</u> to stop the bully. Then the fish will <u>cry</u> for the whale. The whale will stop the bully.</p> <p>Then the fish will be happy. The whale made the bully stop.</p>				




FRIDAY

	LOOK & SAY	every	made	from	then	night
	READ & ANSWER	<ol style="list-style-type: none"> 1. Do the fish try to stop the bully? Yes / No, the fish do / do not try to stop the bully. 2. Who do the fish call? The fish call the _____. 3. Who will stop the bully? The _____ will stop the bully. 4. How do the fish feel when the whale stops the bully? I feel happy / sad / glad when the whale stops the bully. 				





MONDAY

	LOOK & SAY	every	made	from	then	night
	SOUND OUT	cry	fry	try	my	
		dry	guy	buy		
	★	I cry as I try to fry.				
	READ	I am wet. He is <u>dry</u> . I am wet but that <u>guy</u> is <u>dry</u> . I want to <u>cry</u> . <u>My</u> mom will be mad, and I will <u>cry</u> . <u>My</u> dad will be mad, and I will <u>cry</u> .				






TUESDAY

	WRITE	Copy the  and  words from Monday into your exercise books.				
---	-------	--	--	--	--	--



WEDNESDAY

	LOOK & SAY	every	made	from	then	night
	SOUND OUT	cry	fry	try	my	
		dry	guy	buy		
	★	I <u>try</u> to <u>buy</u> a whale.				
	READ	I <u>try</u> to <u>fry</u> in a pan at night. I <u>try</u> to <u>fry</u> in a pan every night. The <u>guy</u> will <u>try</u> to <u>fry</u> in a pan at night. The <u>guy</u> will <u>try</u> to <u>fry</u> in a pan every night.				





THURSDAY

	LOOK & SAY	every	made	from	then	night
	READ	<div style="display: flex; justify-content: space-around; align-items: center;">  <div style="text-align: center;">  fish </div> <div style="text-align: center;">  happy </div> </div> <p>This <u>guy</u> is a bully. The fish will <u>try</u> to stop the bully. Then the fish will <u>cry</u> for the whale. The whale will stop the bully.</p> <p>Then the fish will be happy. The whale made the bully stop.</p>				




FRIDAY

	LOOK & SAY	every	made	from	then	night
	READ & ANSWER	<ol style="list-style-type: none"> 1. Do the fish try to stop the bully? Yes / No, the fish do / do not try to stop the bully. 2. Who do the fish call? The fish call the _____. 3. Who will stop the bully? The _____ will stop the bully. 4. How do the fish feel when the whale stops the bully? I feel happy / sad / glad when the whale stops the bully. 				





MONDAY

	LOOK & SAY	every	made	from	then	night
	SOUND OUT	cry	fry	try	my	
		dry	guy	buy		
	★	I cry as I try to fry.				
	READ	I am wet. He is <u>dry</u> . I am wet but that <u>guy</u> is <u>dry</u> . I want to <u>cry</u> . <u>My</u> mom will be mad, and I will <u>cry</u> . <u>My</u> dad will be mad, and I will <u>cry</u> .				






TUESDAY

	WRITE	Copy the  and  words from Monday into your exercise books.				
---	-------	--	--	--	--	--



WEDNESDAY

	LOOK & SAY	every	made	from	then	night
	SOUND OUT	cry	fry	try	my	
		dry	guy	buy		
	★	I <u>try</u> to <u>buy</u> a whale.				
	READ	I <u>try</u> to <u>fry</u> in a pan at night. I <u>try</u> to <u>fry</u> in a pan every night. The <u>guy</u> will <u>try</u> to <u>fry</u> in a pan at night. The <u>guy</u> will <u>try</u> to <u>fry</u> in a pan every night.				





THURSDAY

	LOOK & SAY	every	made	from	then	night
	READ	<div style="display: flex; justify-content: space-around; align-items: flex-start;"> <div style="text-align: center;">  </div> <div style="text-align: center;">  fish </div> <div style="text-align: center;">  happy </div> </div> <p>This <u>guy</u> is a bully. The fish will <u>try</u> to stop the bully. Then the fish will <u>cry</u> for the whale. The whale will stop the bully.</p> <p>Then the fish will be happy. The whale made the bully stop.</p>				




FRIDAY

	LOOK & SAY	every	made	from	then	night
	READ & ANSWER	<ol style="list-style-type: none"> 1. Do the fish try to stop the bully? Yes / No, the fish do / do not try to stop the bully. 2. Who do the fish call? The fish call the _____. 3. Who will stop the bully? The _____ will stop the bully. 4. How do the fish feel when the whale stops the bully? I feel happy / sad / glad when the whale stops the bully. 				





MONDAY

	LOOK & SAY	every	made	from	then	night
	SOUND OUT	cry	fry	try	my	
		dry	guy	buy		
	★	I cry as I try to fry.				
	READ	I am wet. He is <u>dry</u> . I am wet but that <u>guy</u> is <u>dry</u> . I want to <u>cry</u> . <u>My</u> mom will be mad, and I will <u>cry</u> . <u>My</u> dad will be mad, and I will <u>cry</u> .				






TUESDAY

	WRITE	Copy the  and  words from Monday into your exercise books.				
---	-------	--	--	--	--	--



WEDNESDAY

	LOOK & SAY	every	made	from	then	night
	SOUND OUT	cry	fry	try	my	
		dry	guy	buy		
	★	I <u>try</u> to <u>buy</u> a whale.				
	READ	I <u>try</u> to <u>fry</u> in a pan at night. I <u>try</u> to <u>fry</u> in a pan every night. The <u>guy</u> will <u>try</u> to <u>fry</u> in a pan at night. The <u>guy</u> will <u>try</u> to <u>fry</u> in a pan every night.				





THURSDAY

	LOOK & SAY	every	made	from	then	night
	READ	<div style="display: flex; justify-content: space-around; align-items: flex-start;"> <div style="text-align: center;">  </div> <div style="text-align: center;">  fish </div> <div style="text-align: center;">  happy </div> </div> <p>This <u>guy</u> is a bully. The fish will <u>try</u> to stop the bully. Then the fish will <u>cry</u> for the whale. The whale will stop the bully.</p> <p>Then the fish will be happy. The whale made the bully stop.</p>				




FRIDAY

	LOOK & SAY	every	made	from	then	night
	READ & ANSWER	<ol style="list-style-type: none"> 1. Do the fish try to stop the bully? Yes / No, the fish do / do not try to stop the bully. 2. Who do the fish call? The fish call the _____. 3. Who will stop the bully? The _____ will stop the bully. 4. How do the fish feel when the whale stops the bully? I feel happy / sad / glad when the whale stops the bully. 				





MONDAY

	LOOK & SAY	every	made	from	then	night
	SOUND OUT	cry	fry	try	my	
		dry	guy	buy		
	★	I cry as I try to fry.				
	READ	I am wet. He is <u>dry</u> . I am wet but that <u>guy</u> is <u>dry</u> . I want to <u>cry</u> . <u>My</u> mom will be mad, and I will <u>cry</u> . <u>My</u> dad will be mad, and I will <u>cry</u> .				






TUESDAY

	WRITE	Copy the  and  words from Monday into your exercise books.				
---	-------	--	--	--	--	--



WEDNESDAY

	LOOK & SAY	every	made	from	then	night
	SOUND OUT	cry	fry	try	my	
		dry	guy	buy		
	★	I <u>try</u> to <u>buy</u> a whale.				
	READ	I <u>try</u> to <u>fry</u> in a pan at night. I <u>try</u> to <u>fry</u> in a pan every night. The <u>guy</u> will <u>try</u> to <u>fry</u> in a pan at night. The <u>guy</u> will <u>try</u> to <u>fry</u> in a pan every night.				





THURSDAY

	LOOK & SAY	every	made	from	then	night
	READ	<div style="display: flex; justify-content: space-around; align-items: center;">  <div style="text-align: center;">  fish </div> <div style="text-align: center;">  happy </div> </div> <p>This <u>guy</u> is a bully. The fish will <u>try</u> to stop the bully. Then the fish will <u>cry</u> for the whale. The whale will stop the bully.</p> <p>Then the fish will be happy. The whale made the bully stop.</p>				




FRIDAY

	LOOK & SAY	every	made	from	then	night
	READ & ANSWER	<ol style="list-style-type: none"> 1. Do the fish try to stop the bully? Yes / No, the fish do / do not try to stop the bully. 2. Who do the fish call? The fish call the _____. 3. Who will stop the bully? The _____ will stop the bully. 4. How do the fish feel when the whale stops the bully? I feel happy / sad / glad when the whale stops the bully. 				





MONDAY

	LOOK & SAY	every	made	from	then	night
	SOUND OUT	cry	fry	try	my	
		dry	guy	buy		
	★	I cry as I try to fry.				
	READ	I am wet. He is <u>dry</u> . I am wet but that <u>guy</u> is <u>dry</u> . I want to <u>cry</u> . <u>My</u> mom will be mad, and I will <u>cry</u> . <u>My</u> dad will be mad, and I will <u>cry</u> .				







TUESDAY

	WRITE	Copy the  and  words from Monday into your exercise books.				
---	-------	--	--	--	--	--



WEDNESDAY

	LOOK & SAY	every	made	from	then	night
	SOUND OUT	cry	fry	try	my	
		dry	guy	buy		
	★	I <u>try</u> to <u>buy</u> a whale.				
	READ	I <u>try</u> to <u>fry</u> in a pan at night. I <u>try</u> to <u>fry</u> in a pan every night. The <u>guy</u> will <u>try</u> to <u>fry</u> in a pan at night. The <u>guy</u> will <u>try</u> to <u>fry</u> in a pan every night.				





THURSDAY

	LOOK & SAY	every	made	from	then	night
 	READ	<div style="display: flex; justify-content: space-around; align-items: center;"> <div style="text-align: center;">  </div> <div style="text-align: center;">  fish </div> <div style="text-align: center;">  happy </div> </div> <p>This <u>guy</u> is a bully. The fish will <u>try</u> to stop the bully. Then the fish will <u>cry</u> for the whale. The whale will stop the bully.</p> <p>Then the fish will be happy. The whale made the bully stop.</p>				




FRIDAY

	LOOK & SAY	every	made	from	then	night
	READ & ANSWER	<ol style="list-style-type: none"> 1. Do the fish try to stop the bully? Yes / No, the fish do / do not try to stop the bully. 2. Who do the fish call? The fish call the _____. 3. Who will stop the bully? The _____ will stop the bully. 4. How do the fish feel when the whale stops the bully? I feel happy / sad / glad when the whale stops the bully. 				





MONDAY

	LOOK & SAY	every	made	from	then	night
	SOUND OUT	cry	fry	try	my	
		dry	guy	buy		
	★	I cry as I try to fry.				
	READ	I am wet. He is <u>dry</u> . I am wet but that <u>guy</u> is <u>dry</u> . I want to <u>cry</u> . <u>My</u> mom will be mad, and I will <u>cry</u> . <u>My</u> dad will be mad, and I will <u>cry</u> .				






TUESDAY

	WRITE	Copy the  and  words from Monday into your exercise books.				
---	-------	--	--	--	--	--



WEDNESDAY

	LOOK & SAY	every	made	from	then	night
	SOUND OUT	cry	fry	try	my	
		dry	guy	buy		
	★	I <u>try</u> to <u>buy</u> a whale.				
	READ	I <u>try</u> to <u>fry</u> in a pan at night. I <u>try</u> to <u>fry</u> in a pan every night. The <u>guy</u> will <u>try</u> to <u>fry</u> in a pan at night. The <u>guy</u> will <u>try</u> to <u>fry</u> in a pan every night.				





THURSDAY

	LOOK & SAY	every	made	from	then	night
	READ	<div style="display: flex; justify-content: space-around; align-items: center;">  <div style="text-align: center;">  fish </div> <div style="text-align: center;">  happy </div> </div> <p>This <u>guy</u> is a bully. The fish will <u>try</u> to stop the bully. Then the fish will <u>cry</u> for the whale. The whale will stop the bully.</p> <p>Then the fish will be happy. The whale made the bully stop.</p>				




FRIDAY

	LOOK & SAY	every	made	from	then	night
	READ & ANSWER	<ol style="list-style-type: none"> 1. Do the fish try to stop the bully? Yes / No, the fish do / do not try to stop the bully. 2. Who do the fish call? The fish call the _____. 3. Who will stop the bully? The _____ will stop the bully. 4. How do the fish feel when the whale stops the bully? I feel happy / sad / glad when the whale stops the bully. 				





MONDAY

	LOOK & SAY	every	made	from	then	night
	SOUND OUT	cry	fry	try	my	
		dry	guy	buy		
	★	I cry as I try to fry.				
	READ	I am wet. He is <u>dry</u> . I am wet but that <u>guy</u> is <u>dry</u> . I want to <u>cry</u> . <u>My</u> mom will be mad, and I will <u>cry</u> . <u>My</u> dad will be mad, and I will <u>cry</u> .				






TUESDAY

	WRITE	Copy the  and  words from Monday into your exercise books.				
---	-------	--	--	--	--	--



WEDNESDAY

	LOOK & SAY	every	made	from	then	night
	SOUND OUT	cry	fry	try	my	
		dry	guy	buy		
	★	I <u>try</u> to <u>buy</u> a whale.				
	READ	I <u>try</u> to <u>fry</u> in a pan at night. I <u>try</u> to <u>fry</u> in a pan every night. The <u>guy</u> will <u>try</u> to <u>fry</u> in a pan at night. The <u>guy</u> will <u>try</u> to <u>fry</u> in a pan every night.				





THURSDAY

	LOOK & SAY	every	made	from	then	night
	READ	<div style="display: flex; justify-content: space-around; align-items: center;">  <div style="text-align: center;">  fish </div> <div style="text-align: center;">  happy </div> </div> <p>This <u>guy</u> is a bully. The fish will <u>try</u> to stop the bully. Then the fish will <u>cry</u> for the whale. The whale will stop the bully.</p> <p>Then the fish will be happy. The whale made the bully stop.</p>				




FRIDAY

	LOOK & SAY	every	made	from	then	night
	READ & ANSWER	<ol style="list-style-type: none"> 1. Do the fish try to stop the bully? Yes / No, the fish do / do not try to stop the bully. 2. Who do the fish call? The fish call the _____. 3. Who will stop the bully? The _____ will stop the bully. 4. How do the fish feel when the whale stops the bully? I feel happy / sad / glad when the whale stops the bully. 				





MONDAY

	LOOK & SAY	happy	will	small	because	going
	SOUND OUT	pry	pried	proud	prop	
		prank	proof	prick	prod	
	★	I am <u>pry</u> to <u>prod</u> and <u>pry</u> .				
	READ	I am happy if I <u>prank</u> a bully. I am <u>proud</u> if I <u>prank</u> a bully. I am happy and <u>proud</u> because then the bully will cry. I am going to <u>prank</u> a bully and I will be <u>proud</u> .				





TUESDAY

	WRITE	Copy the  and  words from Monday into your exercise books.				
---	-------	--	--	--	--	--



WEDNESDAY

	LOOK & SAY	happy	will	small	because	going
	SOUND OUT	pry	pried	proud	prop	
		prank	proof	prick	prod	
	★	I will <u>prick</u> and <u>prod</u> the guy.				
	READ	I will not cry at night. My mom will be <u>proud</u> . She will be <u>proud</u> of me! She will be <u>proud</u> of me if I do not cry at night.				





THURSDAY

	LOOK & SAY	happy	will	small	because	going
 	READ					<p>Zodwa will be happy because she is going to run. She is going to try her best. Zodwa will be <u>proud</u>.</p> <p>Zodwa will be <u>proud</u> because she will win.</p>




FRIDAY

	LOOK & SAY	happy	will	small	because	going
	READ & ANSWER	<ol style="list-style-type: none"> 1. Who will be happy? _____ will be happy. 2. Why will Zodwa be happy? She will be happy because _____. 3. Who will be proud? _____ will be proud. 4. Why will Zodwa be proud? She will be proud because _____. 				





MONDAY

	LOOK & SAY	happy	will	small	because	going
	SOUND OUT	pry	pried	proud	prop	
		prank	proof	prick	prod	
	★	I am <u>pry</u> to <u>prod</u> and <u>pry</u> .				
	READ	I am happy if I <u>prank</u> a bully. I am <u>proud</u> if I <u>prank</u> a bully. I am happy and <u>proud</u> because then the bully will cry. I am going to <u>prank</u> a bully and I will be <u>proud</u> .				





TUESDAY

	WRITE	Copy the  and  words from Monday into your exercise books.				
---	-------	--	--	--	--	--



WEDNESDAY

	LOOK & SAY	happy	will	small	because	going
	SOUND OUT	pry	pried	proud	prop	
		prank	proof	prick	prod	
	★	I will <u>prick</u> and <u>prod</u> the guy.				
	READ	I will not cry at night. My mom will be <u>proud</u> . She will be <u>proud</u> of me! She will be <u>proud</u> of me if I do not cry at night.				





THURSDAY

	LOOK & SAY	happy	will	small	because	going	
 	READ					<p>Zodwa will be happy because she is going to run. She is going to try her best. Zodwa will be <u>proud</u>.</p> <p>Zodwa will be <u>proud</u> because she will win.</p>	




FRIDAY

	LOOK & SAY	happy	will	small	because	going
	READ & ANSWER	<ol style="list-style-type: none"> 1. Who will be happy? _____ will be happy. 2. Why will Zodwa be happy? She will be happy because _____. 3. Who will be proud? _____ will be proud. 4. Why will Zodwa be proud? She will be proud because _____. 				





MONDAY

	LOOK & SAY	happy	will	small	because	going
	SOUND OUT	pry	pried	proud	prop	
		prank	proof	prick	prod	
	★	I am <u>pry</u> to <u>prod</u> and <u>pry</u> .				
	READ	I am happy if I <u>prank</u> a bully. I am <u>proud</u> if I <u>prank</u> a bully. I am happy and <u>proud</u> because then the bully will cry. I am going to <u>prank</u> a bully and I will be <u>proud</u> .				





TUESDAY

	WRITE	Copy the  and  words from Monday into your exercise books.				
---	-------	--	--	--	--	--



WEDNESDAY

	LOOK & SAY	happy	will	small	because	going
	SOUND OUT	pry	pried	proud	prop	
		prank	proof	prick	prod	
	★	I will <u>prick</u> and <u>prod</u> the guy.				
	READ	I will not cry at night. My mom will be <u>proud</u> . She will be <u>proud</u> of me! She will be <u>proud</u> of me if I do not cry at night.				





THURSDAY

	LOOK & SAY	happy	will	small	because	going
 	READ					<p>Zodwa will be happy because she is going to run. She is going to try her best. Zodwa will be <u>proud</u>.</p> <p>Zodwa will be <u>proud</u> because she will win.</p>




FRIDAY

	LOOK & SAY	happy	will	small	because	going
	READ & ANSWER	<ol style="list-style-type: none"> 1. Who will be happy? _____ will be happy. 2. Why will Zodwa be happy? She will be happy because _____. 3. Who will be proud? _____ will be proud. 4. Why will Zodwa be proud? She will be proud because _____. 				





MONDAY

	LOOK & SAY	happy	will	small	because	going
	SOUND OUT	pry	pried	proud	prop	
		prank	proof	prick	prod	
	★	I am <u>pry</u> to <u>prod</u> and <u>pry</u> .				
	READ	I am happy if I <u>prank</u> a bully. I am <u>proud</u> if I <u>prank</u> a bully. I am happy and <u>proud</u> because then the bully will cry. I am going to <u>prank</u> a bully and I will be <u>proud</u> .				





TUESDAY

	WRITE	Copy the  and  words from Monday into your exercise books.				
---	-------	--	--	--	--	--



WEDNESDAY

	LOOK & SAY	happy	will	small	because	going
	SOUND OUT	pry	pried	proud	prop	
		prank	proof	prick	prod	
	★	I will <u>prick</u> and <u>prod</u> the guy.				
	READ	I will not cry at night. My mom will be <u>proud</u> . She will be <u>proud</u> of me! She will be <u>proud</u> of me if I do not cry at night.				





THURSDAY

	LOOK & SAY	happy	will	small	because	going
 	READ					<p>Zodwa will be happy because she is going to run. She is going to try her best. Zodwa will be <u>proud</u>.</p> <p>Zodwa will be <u>proud</u> because she will win.</p>




FRIDAY

	LOOK & SAY	happy	will	small	because	going
	READ & ANSWER	<ol style="list-style-type: none"> 1. Who will be happy? _____ will be happy. 2. Why will Zodwa be happy? She will be happy because _____. 3. Who will be proud? _____ will be proud. 4. Why will Zodwa be proud? She will be proud because _____. 				





MONDAY

	LOOK & SAY	happy	will	small	because	going
	SOUND OUT	pry	pried	proud	prop	
		prank	proof	prick	prod	
	★	I am <u>pry</u> to <u>prod</u> and <u>pry</u> .				
	READ	I am happy if I <u>prank</u> a bully. I am <u>proud</u> if I <u>prank</u> a bully. I am happy and <u>proud</u> because then the bully will cry. I am going to <u>prank</u> a bully and I will be <u>proud</u> .				





TUESDAY

	WRITE	Copy the  and  words from Monday into your exercise books.				
---	-------	--	--	--	--	--



WEDNESDAY

	LOOK & SAY	happy	will	small	because	going
	SOUND OUT	pry	pried	proud	prop	
		prank	proof	prick	prod	
	★	I will <u>prick</u> and <u>prod</u> the guy.				
	READ	I will not cry at night. My mom will be <u>proud</u> . She will be <u>proud</u> of me! She will be <u>proud</u> of me if I do not cry at night.				





THURSDAY

	LOOK & SAY	happy	will	small	because	going
 	READ					<p>Zodwa will be happy because she is going to run. She is going to try her best. Zodwa will be <u>proud</u>.</p> <p>Zodwa will be <u>proud</u> because she will win.</p>




FRIDAY

	LOOK & SAY	happy	will	small	because	going
	READ & ANSWER	<ol style="list-style-type: none"> 1. Who will be happy? _____ will be happy. 2. Why will Zodwa be happy? She will be happy because _____. 3. Who will be proud? _____ will be proud. 4. Why will Zodwa be proud? She will be proud because _____. 				





MONDAY

	LOOK & SAY	happy	will	small	because	going
	SOUND OUT	pry	pried	proud	prop	
		prank	proof	prick	prod	
	★	I am <u>pry</u> to <u>prod</u> and <u>pry</u> .				
	READ	I am happy if I <u>prank</u> a bully. I am <u>proud</u> if I <u>prank</u> a bully. I am happy and <u>proud</u> because then the bully will cry. I am going to <u>prank</u> a bully and I will be <u>proud</u> .				





TUESDAY

	WRITE	Copy the  and  words from Monday into your exercise books.				
---	-------	--	--	--	--	--



WEDNESDAY

	LOOK & SAY	happy	will	small	because	going
	SOUND OUT	pry	pried	proud	prop	
		prank	proof	prick	prod	
	★	I will <u>prick</u> and <u>prod</u> the guy.				
	READ	I will not cry at night. My mom will be <u>proud</u> . She will be <u>proud</u> of me! She will be <u>proud</u> of me if I do not cry at night.				





THURSDAY

	LOOK & SAY	happy	will	small	because	going
 	READ					<p>Zodwa will be happy because she is going to run. She is going to try her best. Zodwa will be <u>proud</u>.</p> <p>Zodwa will be <u>proud</u> because she will win.</p>




FRIDAY

	LOOK & SAY	happy	will	small	because	going
	READ & ANSWER	<ol style="list-style-type: none"> 1. Who will be happy? _____ will be happy. 2. Why will Zodwa be happy? She will be happy because _____. 3. Who will be proud? _____ will be proud. 4. Why will Zodwa be proud? She will be proud because _____. 				





MONDAY

	LOOK & SAY	happy	will	small	because	going
	SOUND OUT	pry	pried	proud	prop	
		prank	proof	prick	prod	
	★	I am <u>pry</u> to <u>prod</u> and <u>pry</u> .				
	READ	I am happy if I <u>prank</u> a bully. I am <u>proud</u> if I <u>prank</u> a bully. I am happy and <u>proud</u> because then the bully will cry. I am going to <u>prank</u> a bully and I will be <u>proud</u> .				





TUESDAY

	WRITE	Copy the  and  words from Monday into your exercise books.				
---	-------	--	--	--	--	--



WEDNESDAY

	LOOK & SAY	happy	will	small	because	going
	SOUND OUT	pry	pried	proud	prop	
		prank	proof	prick	prod	
	★	I will <u>prick</u> and <u>prod</u> the guy.				
	READ	I will not cry at night. My mom will be <u>proud</u> . She will be <u>proud</u> of me! She will be <u>proud</u> of me if I do not cry at night.				





THURSDAY

	LOOK & SAY	happy	will	small	because	going
 	READ					<p>Zodwa will be happy because she is going to run. She is going to try her best. Zodwa will be <u>proud</u>.</p> <p>Zodwa will be <u>proud</u> because she will win.</p>




FRIDAY

	LOOK & SAY	happy	will	small	because	going
	READ & ANSWER	<ol style="list-style-type: none"> 1. Who will be happy? _____ will be happy. 2. Why will Zodwa be happy? She will be happy because _____. 3. Who will be proud? _____ will be proud. 4. Why will Zodwa be proud? She will be proud because _____. 				





MONDAY

	LOOK & SAY	happy	will	small	because	going
	SOUND OUT	pry	pried	proud	prop	
		prank	proof	prick	prod	
	★	I am <u>pry</u> to <u>prod</u> and <u>pry</u> .				
	READ	I am happy if I <u>prank</u> a bully. I am <u>proud</u> if I <u>prank</u> a bully. I am happy and <u>proud</u> because then the bully will cry. I am going to <u>prank</u> a bully and I will be <u>proud</u> .				





TUESDAY

	WRITE	Copy the  and  words from Monday into your exercise books.				
---	-------	--	--	--	--	--



WEDNESDAY

	LOOK & SAY	happy	will	small	because	going
	SOUND OUT	pry	pried	proud	prop	
		prank	proof	prick	prod	
	★	I will <u>prick</u> and <u>prod</u> the guy.				
	READ	I will not cry at night. My mom will be <u>proud</u> . She will be <u>proud</u> of me! She will be <u>proud</u> of me if I do not cry at night.				





THURSDAY

	LOOK & SAY	happy	will	small	because	going
 	READ					<p>Zodwa will be happy because she is going to run. She is going to try her best. Zodwa will be <u>proud</u>.</p> <p>Zodwa will be <u>proud</u> because she will win.</p>




FRIDAY

	LOOK & SAY	happy	will	small	because	going
	READ & ANSWER	<ol style="list-style-type: none"> 1. Who will be happy? _____ will be happy. 2. Why will Zodwa be happy? She will be happy because _____. 3. Who will be proud? _____ will be proud. 4. Why will Zodwa be proud? She will be proud because _____. 				





MONDAY

	LOOK & SAY	happy	will	small	because	going
	SOUND OUT	pry	pried	proud	prop	
		prank	proof	prick	prod	
	★	I am <u>pry</u> to <u>prod</u> and <u>pry</u> .				
	READ	I am happy if I <u>prank</u> a bully. I am <u>proud</u> if I <u>prank</u> a bully. I am happy and <u>proud</u> because then the bully will cry. I am going to <u>prank</u> a bully and I will be <u>proud</u> .				





TUESDAY

	WRITE	Copy the  and  words from Monday into your exercise books.				
---	-------	--	--	--	--	--



WEDNESDAY

	LOOK & SAY	happy	will	small	because	going
	SOUND OUT	pry	pried	proud	prop	
		prank	proof	prick	prod	
	★	I will <u>prick</u> and <u>prod</u> the guy.				
	READ	I will not cry at night. My mom will be <u>proud</u> . She will be <u>proud</u> of me! She will be <u>proud</u> of me if I do not cry at night.				





THURSDAY

	LOOK & SAY	happy	will	small	because	going
 	READ					<p>Zodwa will be happy because she is going to run. She is going to try her best. Zodwa will be <u>proud</u>.</p> <p>Zodwa will be <u>proud</u> because she will win.</p>




FRIDAY

	LOOK & SAY	happy	will	small	because	going
	READ & ANSWER	<ol style="list-style-type: none"> 1. Who will be happy? _____ will be happy. 2. Why will Zodwa be happy? She will be happy because _____. 3. Who will be proud? _____ will be proud. 4. Why will Zodwa be proud? She will be proud because _____. 				





MONDAY

	LOOK & SAY	happy	will	small	because	going
	SOUND OUT	pry	pried	proud	prop	
		prank	proof	prick	prod	
	★	I am <u>pry</u> to <u>prod</u> and <u>pry</u> .				
	READ	I am happy if I <u>prank</u> a bully. I am <u>proud</u> if I <u>prank</u> a bully. I am happy and <u>proud</u> because then the bully will cry. I am going to <u>prank</u> a bully and I will be <u>proud</u> .				





TUESDAY

	WRITE	Copy the  and  words from Monday into your exercise books.				
---	-------	--	--	--	--	--



WEDNESDAY

	LOOK & SAY	happy	will	small	because	going
	SOUND OUT	pry	pried	proud	prop	
		prank	proof	prick	prod	
	★	I will <u>prick</u> and <u>prod</u> the guy.				
	READ	I will not cry at night. My mom will be <u>proud</u> . She will be <u>proud</u> of me! She will be <u>proud</u> of me if I do not cry at night.				





THURSDAY

	LOOK & SAY	happy	will	small	because	going
 	READ					<p>Zodwa will be happy because she is going to run. She is going to try her best. Zodwa will be <u>proud</u>.</p> <p>Zodwa will be <u>proud</u> because she will win.</p>




FRIDAY

	LOOK & SAY	happy	will	small	because	going
	READ & ANSWER	<ol style="list-style-type: none"> 1. Who will be happy? _____ will be happy. 2. Why will Zodwa be happy? She will be happy because _____. 3. Who will be proud? _____ will be proud. 4. Why will Zodwa be proud? She will be proud because _____. 				





MONDAY

	LOOK & SAY	happy	will	small	because	going
	SOUND OUT	pry	pried	proud	prop	
		prank	proof	prick	prod	
	★	I am <u>pry</u> to <u>prod</u> and <u>pry</u> .				
	READ	I am happy if I <u>prank</u> a bully. I am <u>proud</u> if I <u>prank</u> a bully. I am happy and <u>proud</u> because then the bully will cry. I am going to <u>prank</u> a bully and I will be <u>proud</u> .				





TUESDAY

	WRITE	Copy the  and  words from Monday into your exercise books.				
---	-------	--	--	--	--	--



WEDNESDAY

	LOOK & SAY	happy	will	small	because	going
	SOUND OUT	pry	pried	proud	prop	
		prank	proof	prick	prod	
	★	I will <u>prick</u> and <u>prod</u> the guy.				
	READ	I will not cry at night. My mom will be <u>proud</u> . She will be <u>proud</u> of me! She will be <u>proud</u> of me if I do not cry at night.				





THURSDAY

	LOOK & SAY	happy	will	small	because	going
 	READ					<p>Zodwa will be happy because she is going to run. She is going to try her best. Zodwa will be <u>proud</u>.</p> <p>Zodwa will be <u>proud</u> because she will win.</p>




FRIDAY

	LOOK & SAY	happy	will	small	because	going
	READ & ANSWER	<ol style="list-style-type: none"> 1. Who will be happy? _____ will be happy. 2. Why will Zodwa be happy? She will be happy because _____. 3. Who will be proud? _____ will be proud. 4. Why will Zodwa be proud? She will be proud because _____. 				





MONDAY

	LOOK & SAY	happy	will	small	because	going
	SOUND OUT	pry	pried	proud	prop	
		prank	proof	prick	prod	
	★	I am <u>pry</u> to <u>prod</u> and <u>pry</u> .				
	READ	I am happy if I <u>prank</u> a bully. I am <u>proud</u> if I <u>prank</u> a bully. I am happy and <u>proud</u> because then the bully will cry. I am going to <u>prank</u> a bully and I will be <u>proud</u> .				





TUESDAY

	WRITE	Copy the  and  words from Monday into your exercise books.				
---	-------	--	--	--	--	--



WEDNESDAY

	LOOK & SAY	happy	will	small	because	going
	SOUND OUT	pry	pried	proud	prop	
		prank	proof	prick	prod	
	★	I will <u>prick</u> and <u>prod</u> the guy.				
	READ	I will not cry at night. My mom will be <u>proud</u> . She will be <u>proud</u> of me! She will be <u>proud</u> of me if I do not cry at night.				





THURSDAY

	LOOK & SAY	happy	will	small	because	going
 	READ					<p>Zodwa will be happy because she is going to run. She is going to try her best. Zodwa will be <u>proud</u>.</p> <p>Zodwa will be <u>proud</u> because she will win.</p>




FRIDAY

	LOOK & SAY	happy	will	small	because	going
	READ & ANSWER	<ol style="list-style-type: none"> 1. Who will be happy? _____ will be happy. 2. Why will Zodwa be happy? She will be happy because _____. 3. Who will be proud? _____ will be proud. 4. Why will Zodwa be proud? She will be proud because _____. 				





MONDAY

	LOOK & SAY	happy	will	small	because	going
	SOUND OUT	pry	pried	proud	prop	
		prank	proof	prick	prod	
	★	I am <u>pry</u> to <u>prod</u> and <u>pry</u> .				
	READ	I am happy if I <u>prank</u> a bully. I am <u>proud</u> if I <u>prank</u> a bully. I am happy and <u>proud</u> because then the bully will cry. I am going to <u>prank</u> a bully and I will be <u>proud</u> .				





TUESDAY

	WRITE	Copy the  and  words from Monday into your exercise books.				
---	-------	--	--	--	--	--



WEDNESDAY

	LOOK & SAY	happy	will	small	because	going
	SOUND OUT	pry	pried	proud	prop	
		prank	proof	prick	prod	
	★	I will <u>prick</u> and <u>prod</u> the guy.				
	READ	I will not cry at night. My mom will be <u>proud</u> . She will be <u>proud</u> of me! She will be <u>proud</u> of me if I do not cry at night.				





THURSDAY

	LOOK & SAY	happy	will	small	because	going
 	READ					<p>Zodwa will be happy because she is going to run. She is going to try her best. Zodwa will be <u>proud</u>.</p> <p>Zodwa will be <u>proud</u> because she will win.</p>




FRIDAY

	LOOK & SAY	happy	will	small	because	going
	READ & ANSWER	<ol style="list-style-type: none"> 1. Who will be happy? _____ will be happy. 2. Why will Zodwa be happy? She will be happy because _____. 3. Who will be proud? _____ will be proud. 4. Why will Zodwa be proud? She will be proud because _____. 				





MONDAY

	LOOK & SAY	happy	will	small	because	going
	SOUND OUT	pry	pried	proud	prop	
		prank	proof	prick	prod	
	★	I am <u>pry</u> to <u>prod</u> and <u>pry</u> .				
	READ	I am happy if I <u>prank</u> a bully. I am <u>proud</u> if I <u>prank</u> a bully. I am happy and <u>proud</u> because then the bully will cry. I am going to <u>prank</u> a bully and I will be <u>proud</u> .				





TUESDAY

	WRITE	Copy the  and  words from Monday into your exercise books.				
---	-------	--	--	--	--	--



WEDNESDAY

	LOOK & SAY	happy	will	small	because	going
	SOUND OUT	pry	pried	proud	prop	
		prank	proof	prick	prod	
	★	I will <u>prick</u> and <u>prod</u> the guy.				
	READ	I will not cry at night. My mom will be <u>proud</u> . She will be <u>proud</u> of me! She will be <u>proud</u> of me if I do not cry at night.				





THURSDAY

	LOOK & SAY	happy	will	small	because	going
 	READ					<p>Zodwa will be happy because she is going to run. She is going to try her best. Zodwa will be <u>proud</u>.</p> <p>Zodwa will be <u>proud</u> because she will win.</p>




FRIDAY

	LOOK & SAY	happy	will	small	because	going
	READ & ANSWER	<ol style="list-style-type: none"> 1. Who will be happy? _____ will be happy. 2. Why will Zodwa be happy? She will be happy because _____. 3. Who will be proud? _____ will be proud. 4. Why will Zodwa be proud? She will be proud because _____. 				





MONDAY

	LOOK & SAY	happy	will	small	because	going
	SOUND OUT	pry	pried	proud	prop	
		prank	proof	prick	prod	
	★	I am <u>pry</u> to <u>prod</u> and <u>pry</u> .				
	READ	I am happy if I <u>prank</u> a bully. I am <u>proud</u> if I <u>prank</u> a bully. I am happy and <u>proud</u> because then the bully will cry. I am going to <u>prank</u> a bully and I will be <u>proud</u> .				





TUESDAY

	WRITE	Copy the  and  words from Monday into your exercise books.				
---	-------	--	--	--	--	--



WEDNESDAY

	LOOK & SAY	happy	will	small	because	going
	SOUND OUT	pry	pried	proud	prop	
		prank	proof	prick	prod	
	★	I will <u>prick</u> and <u>prod</u> the guy.				
	READ	I will not cry at night. My mom will be <u>proud</u> . She will be <u>proud</u> of me! She will be <u>proud</u> of me if I do not cry at night.				





THURSDAY

	LOOK & SAY	happy	will	small	because	going
 	READ					<p>Zodwa will be happy because she is going to run. She is going to try her best. Zodwa will be <u>proud</u>.</p> <p>Zodwa will be <u>proud</u> because she will win.</p>




FRIDAY

	LOOK & SAY	happy	will	small	because	going
	READ & ANSWER	<ol style="list-style-type: none"> 1. Who will be happy? _____ will be happy. 2. Why will Zodwa be happy? She will be happy because _____. 3. Who will be proud? _____ will be proud. 4. Why will Zodwa be proud? She will be proud because _____. 				





MONDAY

	LOOK & SAY	happy	will	small	because	going
	SOUND OUT	pry	pried	proud	prop	
		prank	proof	prick	prod	
	★	I am <u>pry</u> to <u>prod</u> and <u>pry</u> .				
	READ	I am happy if I <u>prank</u> a bully. I am <u>proud</u> if I <u>prank</u> a bully. I am happy and <u>proud</u> because then the bully will cry. I am going to <u>prank</u> a bully and I will be <u>proud</u> .				





TUESDAY

	WRITE	Copy the  and  words from Monday into your exercise books.				
---	-------	--	--	--	--	--



WEDNESDAY

	LOOK & SAY	happy	will	small	because	going
	SOUND OUT	pry	pried	proud	prop	
		prank	proof	prick	prod	
	★	I will <u>prick</u> and <u>prod</u> the guy.				
	READ	I will not cry at night. My mom will be <u>proud</u> . She will be <u>proud</u> of me! She will be <u>proud</u> of me if I do not cry at night.				





THURSDAY

	LOOK & SAY	happy	will	small	because	going
 	READ					<p>Zodwa will be happy because she is going to run. She is going to try her best. Zodwa will be <u>proud</u>.</p> <p>Zodwa will be <u>proud</u> because she will win.</p>




FRIDAY

	LOOK & SAY	happy	will	small	because	going
	READ & ANSWER	<ol style="list-style-type: none"> 1. Who will be happy? _____ will be happy. 2. Why will Zodwa be happy? She will be happy because _____. 3. Who will be proud? _____ will be proud. 4. Why will Zodwa be proud? She will be proud because _____. 				





MONDAY

	LOOK & SAY	happy	will	small	because	going
	SOUND OUT	pry	pried	proud	prop	
		prank	proof	prick	prod	
	★	I am <u>pr</u> oud to <u>pr</u> od and <u>pr</u> y.				
	READ	I am happy if I <u>pr</u> ank a bully. I am <u>pr</u> oud if I <u>pr</u> ank a bully. I am happy and <u>pr</u> oud because then the bully will cry. I am going to <u>pr</u> ank a bully and I will be <u>pr</u> oud.				





TUESDAY

	WRITE	Copy the  and  words from Monday into your exercise books.				
---	-------	--	--	--	--	--



WEDNESDAY

	LOOK & SAY	happy	will	small	because	going
	SOUND OUT	pry	pried	proud	prop	
		prank	proof	prick	prod	
	★	I will <u>pr</u> ick and <u>pr</u> od the guy.				
	READ	I will not cry at night. My mom will be <u>pr</u> oud. She will be <u>pr</u> oud of me! She will be <u>pr</u> oud of me if I do not cry at night.				





THURSDAY

	LOOK & SAY	happy	will	small	because	going
 	READ					<p>Zodwa will be happy because she is going to run. She is going to try her best. Zodwa will be <u>proud</u>.</p> <p>Zodwa will be <u>proud</u> because she will win.</p>




FRIDAY

	LOOK & SAY	happy	will	small	because	going
	READ & ANSWER	<ol style="list-style-type: none"> 1. Who will be happy? _____ will be happy. 2. Why will Zodwa be happy? She will be happy because _____. 3. Who will be proud? _____ will be proud. 4. Why will Zodwa be proud? She will be proud because _____. 				





MONDAY

	LOOK & SAY	happy	will	small	because	going
	SOUND OUT	pry	pried	proud	prop	
		prank	proof	prick	prod	
	★	I am <u>pry</u> to <u>prod</u> and <u>pry</u> .				
	READ	I am happy if I <u>prank</u> a bully. I am <u>proud</u> if I <u>prank</u> a bully. I am happy and <u>proud</u> because then the bully will cry. I am going to <u>prank</u> a bully and I will be <u>proud</u> .				





TUESDAY

	WRITE	Copy the  and  words from Monday into your exercise books.				
---	-------	--	--	--	--	--



WEDNESDAY

	LOOK & SAY	happy	will	small	because	going
	SOUND OUT	pry	pried	proud	prop	
		prank	proof	prick	prod	
	★	I will <u>prick</u> and <u>prod</u> the guy.				
	READ	I will not cry at night. My mom will be <u>proud</u> . She will be <u>proud</u> of me! She will be <u>proud</u> of me if I do not cry at night.				





THURSDAY

	LOOK & SAY	happy	will	small	because	going
 	READ					<p>Zodwa will be happy because she is going to run. She is going to try her best. Zodwa will be <u>proud</u>.</p> <p>Zodwa will be <u>proud</u> because she will win.</p>




FRIDAY

	LOOK & SAY	happy	will	small	because	going
	READ & ANSWER	<ol style="list-style-type: none"> 1. Who will be happy? _____ will be happy. 2. Why will Zodwa be happy? She will be happy because _____. 3. Who will be proud? _____ will be proud. 4. Why will Zodwa be proud? She will be proud because _____. 				





MONDAY

	LOOK & SAY	happy	will	small	because	going
	SOUND OUT	pry	pried	proud	prop	
		prank	proof	prick	prod	
	★	I am <u>pry</u> to <u>prod</u> and <u>pry</u> .				
	READ	I am happy if I <u>prank</u> a bully. I am <u>proud</u> if I <u>prank</u> a bully. I am happy and <u>proud</u> because then the bully will cry. I am going to <u>prank</u> a bully and I will be <u>proud</u> .				





TUESDAY

	WRITE	Copy the  and  words from Monday into your exercise books.				
---	-------	--	--	--	--	--



WEDNESDAY

	LOOK & SAY	happy	will	small	because	going
	SOUND OUT	pry	pried	proud	prop	
		prank	proof	prick	prod	
	★	I will <u>prick</u> and <u>prod</u> the guy.				
	READ	I will not cry at night. My mom will be <u>proud</u> . She will be <u>proud</u> of me! She will be <u>proud</u> of me if I do not cry at night.				





THURSDAY

	LOOK & SAY	happy	will	small	because	going
 	READ					<p>Zodwa will be happy because she is going to run. She is going to try her best. Zodwa will be <u>proud</u>.</p> <p>Zodwa will be <u>proud</u> because she will win.</p>




FRIDAY

	LOOK & SAY	happy	will	small	because	going
	READ & ANSWER	<ol style="list-style-type: none"> 1. Who will be happy? _____ will be happy. 2. Why will Zodwa be happy? She will be happy because _____. 3. Who will be proud? _____ will be proud. 4. Why will Zodwa be proud? She will be proud because _____. 				





MONDAY

	LOOK & SAY	happy	will	small	because	going
	SOUND OUT	pry	pried	proud	prop	
		prank	proof	prick	prod	
	★	I am <u>pry</u> to <u>prod</u> and <u>pry</u> .				
	READ	I am happy if I <u>prank</u> a bully. I am <u>proud</u> if I <u>prank</u> a bully. I am happy and <u>proud</u> because then the bully will cry. I am going to <u>prank</u> a bully and I will be <u>proud</u> .				





TUESDAY

	WRITE	Copy the  and  words from Monday into your exercise books.				
---	-------	--	--	--	--	--



WEDNESDAY

	LOOK & SAY	happy	will	small	because	going
	SOUND OUT	pry	pried	proud	prop	
		prank	proof	prick	prod	
	★	I will <u>prick</u> and <u>prod</u> the guy.				
	READ	I will not cry at night. My mom will be <u>proud</u> . She will be <u>proud</u> of me! She will be <u>proud</u> of me if I do not cry at night.				





THURSDAY

	LOOK & SAY	happy	will	small	because	going
 	READ					<p>Zodwa will be happy because she is going to run. She is going to try her best. Zodwa will be <u>proud</u>.</p> <p>Zodwa will be <u>proud</u> because she will win.</p>




FRIDAY

	LOOK & SAY	happy	will	small	because	going
	READ & ANSWER	<ol style="list-style-type: none"> 1. Who will be happy? _____ will be happy. 2. Why will Zodwa be happy? She will be happy because _____. 3. Who will be proud? _____ will be proud. 4. Why will Zodwa be proud? She will be proud because _____. 				





MONDAY

	LOOK & SAY	children	look	who	lots	came
	SOUND OUT	thatch	catch	patch	match	
		sketch	fetch	witch	stitch	
	★	I will <u>fetch</u> the <u>sketch</u> from the <u>witch</u> .				
	READ	Can I <u>catch</u> the <u>witch</u> by the <u>thatch</u> with the <u>match</u> ? Who can <u>catch</u> the <u>witch</u> ? Who can <u>catch</u> the <u>witch</u> by the <u>thatch</u> with the <u>match</u> ?				


TUESDAY




	WRITE	Copy the  and  words from Monday into your exercise books.				
---	-------	--	--	--	--	--

WEDNESDAY


	LOOK & SAY	children	look	who	lots	came
	SOUND OUT	thatch	catch	patch	match	
		sketch	fetch	witch	stitch	
	★	I will <u>catch</u> the <u>match</u> in the <u>patch</u> .				
	READ	I will <u>sketch</u> the <u>witch</u> with a <u>patch</u> and I will be proud. I have made my <u>sketch</u> of the <u>witch</u> with a <u>patch</u> . I am proud. The children came to look.				


THURSDAY

	LOOK & SAY	children	look	who	lots	came
---	------------	----------	------	-----	------	------





	READ		 shoes
		<p>The children have shoes. The children are happy. Zodwa has no shoes. Zodwa is sad. Zodwa will run with no shoes. Will Zodwa win with no shoes? Zodwa gets shoes. She is happy. Zodwa runs. Zodwa wins and she is proud.</p>	

FRIDAY




	LOOK & SAY	children	look	who	lots	came
---	------------	----------	------	-----	------	------

	READ & ANSWER	<p>1. Who has shoes? The _____ have shoes.</p> <p>2. Who has no shoes? _____ has no shoes.</p> <p>3. Who gets shoes? _____ gets shoes.</p> <p>4. Who wins? _____ wins.</p> <p>5. How does Zodwa feel when she wins? Zodwa feels _____.</p>				
---	---------------	--	--	--	--	--





MONDAY

	LOOK & SAY	children	look	who	lots	came
	SOUND OUT	thatch	catch	patch	match	
		sketch	fetch	witch	stitch	
	★	I will <u>fetch</u> the <u>sketch</u> from the <u>witch</u> .				
	READ	Can I <u>catch</u> the <u>witch</u> by the <u>thatch</u> with the <u>match</u> ? Who can <u>catch</u> the <u>witch</u> ? Who can <u>catch</u> the <u>witch</u> by the <u>thatch</u> with the <u>match</u> ?				


TUESDAY




	WRITE	Copy the  and  words from Monday into your exercise books.				
---	-------	--	--	--	--	--

WEDNESDAY


	LOOK & SAY	children	look	who	lots	came
	SOUND OUT	thatch	catch	patch	match	
		sketch	fetch	witch	stitch	
	★	I will <u>catch</u> the <u>match</u> in the <u>patch</u> .				
	READ	I will <u>sketch</u> the <u>witch</u> with a <u>patch</u> and I will be proud. I have made my <u>sketch</u> of the <u>witch</u> with a <u>patch</u> . I am proud. The children came to look.				


THURSDAY

	LOOK & SAY	children	look	who	lots	came
---	------------	----------	------	-----	------	------





	READ		 shoes
		<p>The children have shoes. The children are happy. Zodwa has no shoes. Zodwa is sad. Zodwa will run with no shoes. Will Zodwa win with no shoes?</p> <p>Zodwa gets shoes. She is happy. Zodwa runs. Zodwa wins and she is proud.</p>	

FRIDAY




	LOOK & SAY	children	look	who	lots	came
---	------------	----------	------	-----	------	------

	READ & ANSWER	<p>1. Who has shoes? The _____ have shoes.</p> <p>2. Who has no shoes? _____ has no shoes.</p> <p>3. Who gets shoes? _____ gets shoes.</p> <p>4. Who wins? _____ wins.</p> <p>5. How does Zodwa feel when she wins? Zodwa feels _____.</p>				
---	---------------	--	--	--	--	--





MONDAY

	LOOK & SAY	children	look	who	lots	came
	SOUND OUT	thatch	catch	patch	match	
		sketch	fetch	witch	stitch	
	★	I will <u>fetch</u> the <u>sketch</u> from the <u>witch</u> .				
	READ	Can I <u>catch</u> the <u>witch</u> by the <u>thatch</u> with the <u>match</u> ? Who can <u>catch</u> the <u>witch</u> ? Who can <u>catch</u> the <u>witch</u> by the <u>thatch</u> with the <u>match</u> ?				


TUESDAY




	WRITE	Copy the  and  words from Monday into your exercise books.				
---	-------	--	--	--	--	--

WEDNESDAY


	LOOK & SAY	children	look	who	lots	came
	SOUND OUT	thatch	catch	patch	match	
		sketch	fetch	witch	stitch	
	★	I will <u>catch</u> the <u>match</u> in the <u>patch</u> .				
	READ	I will <u>sketch</u> the <u>witch</u> with a <u>patch</u> and I will be proud. I have made my <u>sketch</u> of the <u>witch</u> with a <u>patch</u> . I am proud. The children came to look.				


THURSDAY

	LOOK & SAY	children	look	who	lots	came
---	------------	----------	------	-----	------	------





	READ		 shoes	<p>The children have shoes. The children are happy. Zodwa has no shoes. Zodwa is sad. Zodwa will run with no shoes. Will Zodwa win with no shoes?</p>
				<p>Zodwa gets shoes. She is happy. Zodwa runs. Zodwa wins and she is proud.</p>

FRIDAY




	LOOK & SAY	children	look	who	lots	came
---	------------	----------	------	-----	------	------

	READ & ANSWER	<p>1. Who has shoes? The _____ have shoes.</p>
		<p>2. Who has no shoes? _____ has no shoes.</p>
		<p>3. Who gets shoes? _____ gets shoes.</p>
		<p>4. Who wins? _____ wins.</p>
		<p>5. How does Zodwa feel when she wins? Zodwa feels _____.</p>





MONDAY

	LOOK & SAY	children	look	who	lots	came
	SOUND OUT	thatch	catch	patch	match	
		sketch	fetch	witch	stitch	
	★	I will <u>fetch</u> the <u>sketch</u> from the <u>witch</u> .				
	READ	Can I <u>catch</u> the <u>witch</u> by the <u>thatch</u> with the <u>match</u> ? Who can <u>catch</u> the <u>witch</u> ? Who can <u>catch</u> the <u>witch</u> by the <u>thatch</u> with the <u>match</u> ?				


TUESDAY




	WRITE	Copy the  and  words from Monday into your exercise books.				
---	-------	--	--	--	--	--

WEDNESDAY


	LOOK & SAY	children	look	who	lots	came
	SOUND OUT	thatch	catch	patch	match	
		sketch	fetch	witch	stitch	
	★	I will <u>catch</u> the <u>match</u> in the <u>patch</u> .				
	READ	I will <u>sketch</u> the <u>witch</u> with a <u>patch</u> and I will be proud. I have made my <u>sketch</u> of the <u>witch</u> with a <u>patch</u> . I am proud. The children came to look.				


THURSDAY

	LOOK & SAY	children	look	who	lots	came
---	------------	----------	------	-----	------	------





	READ		 shoes	<p>The children have shoes. The children are happy. Zodwa has no shoes. Zodwa is sad. Zodwa will run with no shoes. Will Zodwa win with no shoes?</p>
				<p>Zodwa gets shoes. She is happy. Zodwa runs. Zodwa wins and she is proud.</p>

FRIDAY




	LOOK & SAY	children	look	who	lots	came
---	------------	----------	------	-----	------	------

	READ & ANSWER	<p>1. Who has shoes? The _____ have shoes.</p>
		<p>2. Who has no shoes? _____ has no shoes.</p>
		<p>3. Who gets shoes? _____ gets shoes.</p>
		<p>4. Who wins? _____ wins.</p>
		<p>5. How does Zodwa feel when she wins? Zodwa feels _____.</p>





MONDAY

	LOOK & SAY	children	look	who	lots	came
	SOUND OUT	thatch	catch	patch	match	
		sketch	fetch	witch	stitch	
	★	I will <u>fetch</u> the <u>sketch</u> from the <u>witch</u> .				
	READ	Can I <u>catch</u> the <u>witch</u> by the <u>thatch</u> with the <u>match</u> ? Who can <u>catch</u> the <u>witch</u> ? Who can <u>catch</u> the <u>witch</u> by the <u>thatch</u> with the <u>match</u> ?				


TUESDAY




	WRITE	Copy the  and  words from Monday into your exercise books.				
---	-------	--	--	--	--	--

WEDNESDAY


	LOOK & SAY	children	look	who	lots	came
	SOUND OUT	thatch	catch	patch	match	
		sketch	fetch	witch	stitch	
	★	I will <u>catch</u> the <u>match</u> in the <u>patch</u> .				
	READ	I will <u>sketch</u> the <u>witch</u> with a <u>patch</u> and I will be proud. I have made my <u>sketch</u> of the <u>witch</u> with a <u>patch</u> . I am proud. The children came to look.				


THURSDAY

	LOOK & SAY	children	look	who	lots	came
---	------------	----------	------	-----	------	------





	READ		 shoes	<p>The children have shoes. The children are happy. Zodwa has no shoes. Zodwa is sad. Zodwa will run with no shoes. Will Zodwa win with no shoes?</p>
				<p>Zodwa gets shoes. She is happy. Zodwa runs. Zodwa wins and she is proud.</p>

FRIDAY




	LOOK & SAY	children	look	who	lots	came
---	------------	----------	------	-----	------	------

	READ & ANSWER	<p>1. Who has shoes? The _____ have shoes.</p>
		<p>2. Who has no shoes? _____ has no shoes.</p>
		<p>3. Who gets shoes? _____ gets shoes.</p>
		<p>4. Who wins? _____ wins.</p>
		<p>5. How does Zodwa feel when she wins? Zodwa feels _____.</p>





MONDAY

	LOOK & SAY	children	look	who	lots	came
	SOUND OUT	thatch	catch	patch	match	
		sketch	fetch	witch	stitch	
	★	I will <u>fetch</u> the <u>sketch</u> from the <u>witch</u> .				
	READ	Can I <u>catch</u> the <u>witch</u> by the <u>thatch</u> with the <u>match</u> ? Who can <u>catch</u> the <u>witch</u> ? Who can <u>catch</u> the <u>witch</u> by the <u>thatch</u> with the <u>match</u> ?				


TUESDAY




	WRITE	Copy the  and  words from Monday into your exercise books.				
---	-------	--	--	--	--	--

WEDNESDAY


	LOOK & SAY	children	look	who	lots	came
	SOUND OUT	thatch	catch	patch	match	
		sketch	fetch	witch	stitch	
	★	I will <u>catch</u> the <u>match</u> in the <u>patch</u> .				
	READ	I will <u>sketch</u> the <u>witch</u> with a <u>patch</u> and I will be proud. I have made my <u>sketch</u> of the <u>witch</u> with a <u>patch</u> . I am proud. The children came to look.				


THURSDAY

	LOOK & SAY	children	look	who	lots	came
---	------------	----------	------	-----	------	------





	READ		 shoes	<p>The children have shoes. The children are happy. Zodwa has no shoes. Zodwa is sad. Zodwa will run with no shoes. Will Zodwa win with no shoes?</p>
				<p>Zodwa gets shoes. She is happy. Zodwa runs. Zodwa wins and she is proud.</p>

FRIDAY




	LOOK & SAY	children	look	who	lots	came
---	------------	----------	------	-----	------	------

	READ & ANSWER	<p>1. Who has shoes? The _____ have shoes.</p>
		<p>2. Who has no shoes? _____ has no shoes.</p>
		<p>3. Who gets shoes? _____ gets shoes.</p>
		<p>4. Who wins? _____ wins.</p>
		<p>5. How does Zodwa feel when she wins? Zodwa feels _____.</p>





MONDAY

	LOOK & SAY	children	look	who	lots	came
	SOUND OUT	thatch	catch	patch	match	
		sketch	fetch	witch	stitch	
	★	I will <u>fetch</u> the <u>sketch</u> from the <u>witch</u> .				
	READ	Can I <u>catch</u> the <u>witch</u> by the <u>thatch</u> with the <u>match</u> ? Who can <u>catch</u> the <u>witch</u> ? Who can <u>catch</u> the <u>witch</u> by the <u>thatch</u> with the <u>match</u> ?				






TUESDAY

	WRITE	Copy the  and  words from Monday into your exercise books.				
---	-------	--	--	--	--	--



WEDNESDAY

	LOOK & SAY	children	look	who	lots	came
	SOUND OUT	thatch	catch	patch	match	
		sketch	fetch	witch	stitch	
	★	I will <u>catch</u> the <u>match</u> in the <u>patch</u> .				
	READ	I will <u>sketch</u> the <u>witch</u> with a <u>patch</u> and I will be proud. I have made my <u>sketch</u> of the <u>witch</u> with a <u>patch</u> . I am proud. The children came to look.				





THURSDAY

	LOOK & SAY	children	look	who	lots	came
 	READ			 shoes <p>The children have shoes. The children are happy. Zodwa has no shoes. Zodwa is sad. Zodwa will run with no shoes. Will Zodwa win with no shoes? Zodwa gets shoes. She is happy. Zodwa runs. Zodwa wins and she is proud.</p>		




FRIDAY

	LOOK & SAY	children	look	who	lots	came
	READ & ANSWER	<ol style="list-style-type: none"> 1. Who has shoes? The _____ have shoes. 2. Who has no shoes? _____ has no shoes. 3. Who gets shoes? _____ gets shoes. 4. Who wins? _____ wins. 5. How does Zodwa feel when she wins? Zodwa feels _____. 				





MONDAY

	LOOK & SAY	children	look	who	lots	came
	SOUND OUT	thatch	catch	patch	match	
		sketch	fetch	witch	stitch	
	★	I will <u>fetch</u> the <u>sketch</u> from the <u>witch</u> .				
	READ	Can I <u>catch</u> the <u>witch</u> by the <u>thatch</u> with the <u>match</u> ? Who can <u>catch</u> the <u>witch</u> ? Who can <u>catch</u> the <u>witch</u> by the <u>thatch</u> with the <u>match</u> ?				


TUESDAY




	WRITE	Copy the  and  words from Monday into your exercise books.				
---	-------	--	--	--	--	--

WEDNESDAY


	LOOK & SAY	children	look	who	lots	came
	SOUND OUT	thatch	catch	patch	match	
		sketch	fetch	witch	stitch	
	★	I will <u>catch</u> the <u>match</u> in the <u>patch</u> .				
	READ	I will <u>sketch</u> the <u>witch</u> with a <u>patch</u> and I will be proud. I have made my <u>sketch</u> of the <u>witch</u> with a <u>patch</u> . I am proud. The children came to look.				


THURSDAY

	LOOK & SAY	children	look	who	lots	came
---	------------	----------	------	-----	------	------





	READ		 shoes
		<p>The children have shoes. The children are happy. Zodwa has no shoes. Zodwa is sad. Zodwa will run with no shoes. Will Zodwa win with no shoes?</p> <p>Zodwa gets shoes. She is happy. Zodwa runs. Zodwa wins and she is proud.</p>	

FRIDAY




	LOOK & SAY	children	look	who	lots	came
---	------------	----------	------	-----	------	------

	READ & ANSWER	<p>1. Who has shoes? The _____ have shoes.</p> <p>2. Who has no shoes? _____ has no shoes.</p> <p>3. Who gets shoes? _____ gets shoes.</p> <p>4. Who wins? _____ wins.</p> <p>5. How does Zodwa feel when she wins? Zodwa feels _____.</p>				
---	---------------	--	--	--	--	--





MONDAY

	LOOK & SAY	children	look	who	lots	came
	SOUND OUT	thatch	catch	patch	match	
		sketch	fetch	witch	stitch	
	★	I will <u>fetch</u> the <u>sketch</u> from the <u>witch</u> .				
	READ	Can I <u>catch</u> the <u>witch</u> by the <u>thatch</u> with the <u>match</u> ? Who can <u>catch</u> the <u>witch</u> ? Who can <u>catch</u> the <u>witch</u> by the <u>thatch</u> with the <u>match</u> ?				


TUESDAY




	WRITE	Copy the  and  words from Monday into your exercise books.				
---	-------	--	--	--	--	--

WEDNESDAY


	LOOK & SAY	children	look	who	lots	came
	SOUND OUT	thatch	catch	patch	match	
		sketch	fetch	witch	stitch	
	★	I will <u>catch</u> the <u>match</u> in the <u>patch</u> .				
	READ	I will <u>sketch</u> the <u>witch</u> with a <u>patch</u> and I will be proud. I have made my <u>sketch</u> of the <u>witch</u> with a <u>patch</u> . I am proud. The children came to look.				


THURSDAY

	LOOK & SAY	children	look	who	lots	came
---	------------	----------	------	-----	------	------





	READ		 shoes	<p>The children have shoes. The children are happy. Zodwa has no shoes. Zodwa is sad. Zodwa will run with no shoes. Will Zodwa win with no shoes?</p> <p>Zodwa gets shoes. She is happy. Zodwa runs. Zodwa wins and she is proud.</p>
---	------	---	--	---

FRIDAY




	LOOK & SAY	children	look	who	lots	came
---	------------	----------	------	-----	------	------

	READ & ANSWER	<p>1. Who has shoes? The _____ have shoes.</p> <p>2. Who has no shoes? _____ has no shoes.</p> <p>3. Who gets shoes? _____ gets shoes.</p> <p>4. Who wins? _____ wins.</p> <p>5. How does Zodwa feel when she wins? Zodwa feels _____.</p>
---	---------------	--





MONDAY

	LOOK & SAY	children	look	who	lots	came
	SOUND OUT	thatch	catch	patch	match	
		sketch	fetch	witch	stitch	
	★	I will <u>fetch</u> the <u>sketch</u> from the <u>witch</u> .				
	READ	Can I <u>catch</u> the <u>witch</u> by the <u>thatch</u> with the <u>match</u> ? Who can <u>catch</u> the <u>witch</u> ? Who can <u>catch</u> the <u>witch</u> by the <u>thatch</u> with the <u>match</u> ?				






TUESDAY

	WRITE	Copy the  and  words from Monday into your exercise books.				
---	-------	--	--	--	--	--



WEDNESDAY

	LOOK & SAY	children	look	who	lots	came
	SOUND OUT	thatch	catch	patch	match	
		sketch	fetch	witch	stitch	
	★	I will <u>catch</u> the <u>match</u> in the <u>patch</u> .				
	READ	I will <u>sketch</u> the <u>witch</u> with a <u>patch</u> and I will be proud. I have made my <u>sketch</u> of the <u>witch</u> with a <u>patch</u> . I am proud. The children came to look.				





THURSDAY

	LOOK & SAY	children	look	who	lots	came
 	READ			 shoes <p>The children have shoes. The children are happy. Zodwa has no shoes. Zodwa is sad. Zodwa will run with no shoes. Will Zodwa win with no shoes? Zodwa gets shoes. She is happy. Zodwa runs. Zodwa wins and she is proud.</p>		




FRIDAY

	LOOK & SAY	children	look	who	lots	came
	READ & ANSWER	<ol style="list-style-type: none"> 1. Who has shoes? The _____ have shoes. 2. Who has no shoes? _____ has no shoes. 3. Who gets shoes? _____ gets shoes. 4. Who wins? _____ wins. 5. How does Zodwa feel when she wins? Zodwa feels _____. 				





MONDAY

	LOOK & SAY	children	look	who	lots	came
	SOUND OUT	thatch	catch	patch	match	
		sketch	fetch	witch	stitch	
	★	I will <u>fetch</u> the <u>sketch</u> from the <u>witch</u> .				
	READ	Can I <u>catch</u> the <u>witch</u> by the <u>thatch</u> with the <u>match</u> ? Who can <u>catch</u> the <u>witch</u> ? Who can <u>catch</u> the <u>witch</u> by the <u>thatch</u> with the <u>match</u> ?				






TUESDAY

	WRITE	Copy the  and  words from Monday into your exercise books.				
---	-------	--	--	--	--	--



WEDNESDAY

	LOOK & SAY	children	look	who	lots	came
	SOUND OUT	thatch	catch	patch	match	
		sketch	fetch	witch	stitch	
	★	I will <u>catch</u> the <u>match</u> in the <u>patch</u> .				
	READ	I will <u>sketch</u> the <u>witch</u> with a <u>patch</u> and I will be proud. I have made my <u>sketch</u> of the <u>witch</u> with a <u>patch</u> . I am proud. The children came to look.				





THURSDAY

	LOOK & SAY	children	look	who	lots	came
 	READ			 shoes <p>The children have shoes. The children are happy. Zodwa has no shoes. Zodwa is sad. Zodwa will run with no shoes. Will Zodwa win with no shoes? Zodwa gets shoes. She is happy. Zodwa runs. Zodwa wins and she is proud.</p>		




FRIDAY

	LOOK & SAY	children	look	who	lots	came
	READ & ANSWER	<ol style="list-style-type: none"> 1. Who has shoes? The _____ have shoes. 2. Who has no shoes? _____ has no shoes. 3. Who gets shoes? _____ gets shoes. 4. Who wins? _____ wins. 5. How does Zodwa feel when she wins? Zodwa feels _____. 				





MONDAY

	LOOK & SAY	children	look	who	lots	came
	SOUND OUT	thatch	catch	patch	match	
		sketch	fetch	witch	stitch	
	★	I will <u>fetch</u> the <u>sketch</u> from the <u>witch</u> .				
	READ	Can I <u>catch</u> the <u>witch</u> by the <u>thatch</u> with the <u>match</u> ? Who can <u>catch</u> the <u>witch</u> ? Who can <u>catch</u> the <u>witch</u> by the <u>thatch</u> with the <u>match</u> ?				


TUESDAY




	WRITE	Copy the  and  words from Monday into your exercise books.				
---	-------	--	--	--	--	--

WEDNESDAY


	LOOK & SAY	children	look	who	lots	came
	SOUND OUT	thatch	catch	patch	match	
		sketch	fetch	witch	stitch	
	★	I will <u>catch</u> the <u>match</u> in the <u>patch</u> .				
	READ	I will <u>sketch</u> the <u>witch</u> with a <u>patch</u> and I will be proud. I have made my <u>sketch</u> of the <u>witch</u> with a <u>patch</u> . I am proud. The children came to look.				


THURSDAY

	LOOK & SAY	children	look	who	lots	came
---	------------	----------	------	-----	------	------





	READ		 shoes
		<p>The children have shoes. The children are happy. Zodwa has no shoes. Zodwa is sad. Zodwa will run with no shoes. Will Zodwa win with no shoes? Zodwa gets shoes. She is happy. Zodwa runs. Zodwa wins and she is proud.</p>	

FRIDAY




	LOOK & SAY	children	look	who	lots	came
---	------------	----------	------	-----	------	------

	READ & ANSWER	<p>1. Who has shoes? The _____ have shoes.</p> <p>2. Who has no shoes? _____ has no shoes.</p> <p>3. Who gets shoes? _____ gets shoes.</p> <p>4. Who wins? _____ wins.</p> <p>5. How does Zodwa feel when she wins? Zodwa feels _____.</p>				
---	---------------	--	--	--	--	--





MONDAY

	LOOK & SAY	children	look	who	lots	came
	SOUND OUT	thatch	catch	patch	match	
		sketch	fetch	witch	stitch	
	★	I will <u>fetch</u> the <u>sketch</u> from the <u>witch</u> .				
	READ	Can I <u>catch</u> the <u>witch</u> by the <u>thatch</u> with the <u>match</u> ? Who can <u>catch</u> the <u>witch</u> ? Who can <u>catch</u> the <u>witch</u> by the <u>thatch</u> with the <u>match</u> ?				





TUESDAY

	WRITE	Copy the  and  words from Monday into your exercise books.				
---	-------	--	--	--	--	--



WEDNESDAY

	LOOK & SAY	children	look	who	lots	came
	SOUND OUT	thatch	catch	patch	match	
		sketch	fetch	witch	stitch	
	★	I will <u>catch</u> the <u>match</u> in the <u>patch</u> .				
	READ	I will <u>sketch</u> the <u>witch</u> with a <u>patch</u> and I will be proud. I have made my <u>sketch</u> of the <u>witch</u> with a <u>patch</u> . I am proud. The children came to look.				





THURSDAY

	LOOK & SAY	children	look	who	lots	came
	READ			 shoes <p>The children have shoes. The children are happy. Zodwa has no shoes. Zodwa is sad. Zodwa will run with no shoes. Will Zodwa win with no shoes? Zodwa gets shoes. She is happy. Zodwa runs. Zodwa wins and she is proud.</p>		




FRIDAY

	LOOK & SAY	children	look	who	lots	came
	READ & ANSWER	<p>1. Who has shoes? The _____ have shoes.</p> <p>2. Who has no shoes? _____ has no shoes.</p> <p>3. Who gets shoes? _____ gets shoes.</p> <p>4. Who wins? _____ wins.</p> <p>5. How does Zodwa feel when she wins? Zodwa feels _____.</p>				





MONDAY

	LOOK & SAY	children	look	who	lots	came
	SOUND OUT	thatch	catch	patch	match	
		sketch	fetch	witch	stitch	
	★	I will <u>fetch</u> the <u>sketch</u> from the <u>witch</u> .				
	READ	Can I <u>catch</u> the <u>witch</u> by the <u>thatch</u> with the <u>match</u> ? Who can <u>catch</u> the <u>witch</u> ? Who can <u>catch</u> the <u>witch</u> by the <u>thatch</u> with the <u>match</u> ?				


TUESDAY




	WRITE	Copy the  and  words from Monday into your exercise books.				
---	-------	--	--	--	--	--

WEDNESDAY


	LOOK & SAY	children	look	who	lots	came
	SOUND OUT	thatch	catch	patch	match	
		sketch	fetch	witch	stitch	
	★	I will <u>catch</u> the <u>match</u> in the <u>patch</u> .				
	READ	I will <u>sketch</u> the <u>witch</u> with a <u>patch</u> and I will be proud. I have made my <u>sketch</u> of the <u>witch</u> with a <u>patch</u> . I am proud. The children came to look.				


THURSDAY

	LOOK & SAY	children	look	who	lots	came
---	------------	----------	------	-----	------	------





	READ		 shoes	<p>The children have shoes. The children are happy. Zodwa has no shoes. Zodwa is sad. Zodwa will run with no shoes. Will Zodwa win with no shoes?</p>
				<p>Zodwa gets shoes. She is happy. Zodwa runs. Zodwa wins and she is proud.</p>

FRIDAY




	LOOK & SAY	children	look	who	lots	came
---	------------	----------	------	-----	------	------

	READ & ANSWER	<p>1. Who has shoes? The _____ have shoes.</p>
		<p>2. Who has no shoes? _____ has no shoes.</p>
		<p>3. Who gets shoes? _____ gets shoes.</p>
		<p>4. Who wins? _____ wins.</p>
		<p>5. How does Zodwa feel when she wins? Zodwa feels _____.</p>





MONDAY

	LOOK & SAY	children	look	who	lots	came
	SOUND OUT	thatch	catch	patch	match	
		sketch	fetch	witch	stitch	
	★	I will <u>fetch</u> the <u>sketch</u> from the <u>witch</u> .				
	READ	Can I <u>catch</u> the <u>witch</u> by the <u>thatch</u> with the <u>match</u> ? Who can <u>catch</u> the <u>witch</u> ? Who can <u>catch</u> the <u>witch</u> by the <u>thatch</u> with the <u>match</u> ?				






TUESDAY

	WRITE	Copy the  and  words from Monday into your exercise books.				
---	-------	--	--	--	--	--



WEDNESDAY

	LOOK & SAY	children	look	who	lots	came
	SOUND OUT	thatch	catch	patch	match	
		sketch	fetch	witch	stitch	
	★	I will <u>catch</u> the <u>match</u> in the <u>patch</u> .				
	READ	I will <u>sketch</u> the <u>witch</u> with a <u>patch</u> and I will be proud. I have made my <u>sketch</u> of the <u>witch</u> with a <u>patch</u> . I am proud. The children came to look.				





THURSDAY

	LOOK & SAY	children	look	who	lots	came
 	READ			 shoes <p>The children have shoes. The children are happy. Zodwa has no shoes. Zodwa is sad. Zodwa will run with no shoes. Will Zodwa win with no shoes? Zodwa gets shoes. She is happy. Zodwa runs. Zodwa wins and she is proud.</p>		




FRIDAY

	LOOK & SAY	children	look	who	lots	came
	READ & ANSWER	<p>1. Who has shoes? The _____ have shoes.</p> <p>2. Who has no shoes? _____ has no shoes.</p> <p>3. Who gets shoes? _____ gets shoes.</p> <p>4. Who wins? _____ wins.</p> <p>5. How does Zodwa feel when she wins? Zodwa feels _____.</p>				





MONDAY

	LOOK & SAY	children	look	who	lots	came
	SOUND OUT	thatch	catch	patch	match	
		sketch	fetch	witch	stitch	
	★	I will <u>fetch</u> the <u>sketch</u> from the <u>witch</u> .				
	READ	Can I <u>catch</u> the <u>witch</u> by the <u>thatch</u> with the <u>match</u> ? Who can <u>catch</u> the <u>witch</u> ? Who can <u>catch</u> the <u>witch</u> by the <u>thatch</u> with the <u>match</u> ?				


TUESDAY




	WRITE	Copy the  and  words from Monday into your exercise books.				
---	-------	--	--	--	--	--

WEDNESDAY


	LOOK & SAY	children	look	who	lots	came
	SOUND OUT	thatch	catch	patch	match	
		sketch	fetch	witch	stitch	
	★	I will <u>catch</u> the <u>match</u> in the <u>patch</u> .				
	READ	I will <u>sketch</u> the <u>witch</u> with a <u>patch</u> and I will be proud. I have made my <u>sketch</u> of the <u>witch</u> with a <u>patch</u> . I am proud. The children came to look.				


THURSDAY

	LOOK & SAY	children	look	who	lots	came
---	------------	----------	------	-----	------	------





	READ		 shoes
		<p>The children have shoes. The children are happy. Zodwa has no shoes. Zodwa is sad. Zodwa will run with no shoes. Will Zodwa win with no shoes? Zodwa gets shoes. She is happy. Zodwa runs. Zodwa wins and she is proud.</p>	

FRIDAY




	LOOK & SAY	children	look	who	lots	came
---	------------	----------	------	-----	------	------

	READ & ANSWER	<p>1. Who has shoes? The _____ have shoes.</p> <p>2. Who has no shoes? _____ has no shoes.</p> <p>3. Who gets shoes? _____ gets shoes.</p> <p>4. Who wins? _____ wins.</p> <p>5. How does Zodwa feel when she wins? Zodwa feels _____.</p>				
---	---------------	--	--	--	--	--





MONDAY

	LOOK & SAY	children	look	who	lots	came
	SOUND OUT	thatch	catch	patch	match	
		sketch	fetch	witch	stitch	
	★	I will <u>fetch</u> the <u>sketch</u> from the <u>witch</u> .				
	READ	Can I <u>catch</u> the <u>witch</u> by the <u>thatch</u> with the <u>match</u> ? Who can <u>catch</u> the <u>witch</u> ? Who can <u>catch</u> the <u>witch</u> by the <u>thatch</u> with the <u>match</u> ?				


TUESDAY




	WRITE	Copy the  and  words from Monday into your exercise books.				
---	-------	--	--	--	--	--

WEDNESDAY


	LOOK & SAY	children	look	who	lots	came
	SOUND OUT	thatch	catch	patch	match	
		sketch	fetch	witch	stitch	
	★	I will <u>catch</u> the <u>match</u> in the <u>patch</u> .				
	READ	I will <u>sketch</u> the <u>witch</u> with a <u>patch</u> and I will be proud. I have made my <u>sketch</u> of the <u>witch</u> with a <u>patch</u> . I am proud. The children came to look.				


THURSDAY

	LOOK & SAY	children	look	who	lots	came
---	------------	----------	------	-----	------	------





	READ		 shoes
		<p>The children have shoes. The children are happy. Zodwa has no shoes. Zodwa is sad. Zodwa will run with no shoes. Will Zodwa win with no shoes? Zodwa gets shoes. She is happy. Zodwa runs. Zodwa wins and she is proud.</p>	

FRIDAY




	LOOK & SAY	children	look	who	lots	came
---	------------	----------	------	-----	------	------

	READ & ANSWER	<p>1. Who has shoes? The _____ have shoes.</p> <p>2. Who has no shoes? _____ has no shoes.</p> <p>3. Who gets shoes? _____ gets shoes.</p> <p>4. Who wins? _____ wins.</p> <p>5. How does Zodwa feel when she wins? Zodwa feels _____.</p>				
---	---------------	--	--	--	--	--





MONDAY

	LOOK & SAY	children	look	who	lots	came
	SOUND OUT	thatch	catch	patch	match	
		sketch	fetch	witch	stitch	
	★	I will <u>fetch</u> the <u>sketch</u> from the <u>witch</u> .				
	READ	Can I <u>catch</u> the <u>witch</u> by the <u>thatch</u> with the <u>match</u> ? Who can <u>catch</u> the <u>witch</u> ? Who can <u>catch</u> the <u>witch</u> by the <u>thatch</u> with the <u>match</u> ?				


TUESDAY




	WRITE	Copy the  and  words from Monday into your exercise books.				
---	-------	--	--	--	--	--

WEDNESDAY


	LOOK & SAY	children	look	who	lots	came
	SOUND OUT	thatch	catch	patch	match	
		sketch	fetch	witch	stitch	
	★	I will <u>catch</u> the <u>match</u> in the <u>patch</u> .				
	READ	I will <u>sketch</u> the <u>witch</u> with a <u>patch</u> and I will be proud. I have made my <u>sketch</u> of the <u>witch</u> with a <u>patch</u> . I am proud. The children came to look.				


THURSDAY

	LOOK & SAY	children	look	who	lots	came
---	------------	----------	------	-----	------	------





	READ		 shoes	<p>The children have shoes. The children are happy. Zodwa has no shoes. Zodwa is sad. Zodwa will run with no shoes. Will Zodwa win with no shoes?</p>
				<p>Zodwa gets shoes. She is happy. Zodwa runs. Zodwa wins and she is proud.</p>

FRIDAY




	LOOK & SAY	children	look	who	lots	came
---	------------	----------	------	-----	------	------

	READ & ANSWER	<p>1. Who has shoes? The _____ have shoes.</p>
		<p>2. Who has no shoes? _____ has no shoes.</p>
		<p>3. Who gets shoes? _____ gets shoes.</p>
		<p>4. Who wins? _____ wins.</p>
		<p>5. How does Zodwa feel when she wins? Zodwa feels _____.</p>





MONDAY

	LOOK & SAY	children	look	who	lots	came
	SOUND OUT	thatch	catch	patch	match	
		sketch	fetch	witch	stitch	
	★	I will <u>fetch</u> the <u>sketch</u> from the <u>witch</u> .				
	READ	Can I <u>catch</u> the <u>witch</u> by the <u>thatch</u> with the <u>match</u> ? Who can <u>catch</u> the <u>witch</u> ? Who can <u>catch</u> the <u>witch</u> by the <u>thatch</u> with the <u>match</u> ?				






TUESDAY

	WRITE	Copy the  and  words from Monday into your exercise books.				
---	-------	--	--	--	--	--



WEDNESDAY

	LOOK & SAY	children	look	who	lots	came
	SOUND OUT	thatch	catch	patch	match	
		sketch	fetch	witch	stitch	
	★	I will <u>catch</u> the <u>match</u> in the <u>patch</u> .				
	READ	I will <u>sketch</u> the <u>witch</u> with a <u>patch</u> and I will be proud. I have made my <u>sketch</u> of the <u>witch</u> with a <u>patch</u> . I am proud. The children came to look.				





THURSDAY

	LOOK & SAY	children	look	who	lots	came
 	READ			 shoes <p>The children have shoes. The children are happy. Zodwa has no shoes. Zodwa is sad. Zodwa will run with no shoes. Will Zodwa win with no shoes? Zodwa gets shoes. She is happy. Zodwa runs. Zodwa wins and she is proud.</p>		




FRIDAY

	LOOK & SAY	children	look	who	lots	came
	READ & ANSWER	<ol style="list-style-type: none"> 1. Who has shoes? The _____ have shoes. 2. Who has no shoes? _____ has no shoes. 3. Who gets shoes? _____ gets shoes. 4. Who wins? _____ wins. 5. How does Zodwa feel when she wins? Zodwa feels _____. 				





MONDAY

	LOOK & SAY	children	look	who	lots	came
	SOUND OUT	thatch	catch	patch	match	
		sketch	fetch	witch	stitch	
	★	I will <u>fetch</u> the <u>sketch</u> from the <u>witch</u> .				
	READ	Can I <u>catch</u> the <u>witch</u> by the <u>thatch</u> with the <u>match</u> ? Who can <u>catch</u> the <u>witch</u> ? Who can <u>catch</u> the <u>witch</u> by the <u>thatch</u> with the <u>match</u> ?				


TUESDAY




	WRITE	Copy the  and  words from Monday into your exercise books.				
---	-------	--	--	--	--	--

WEDNESDAY


	LOOK & SAY	children	look	who	lots	came
	SOUND OUT	thatch	catch	patch	match	
		sketch	fetch	witch	stitch	
	★	I will <u>catch</u> the <u>match</u> in the <u>patch</u> .				
	READ	I will <u>sketch</u> the <u>witch</u> with a <u>patch</u> and I will be proud. I have made my <u>sketch</u> of the <u>witch</u> with a <u>patch</u> . I am proud. The children came to look.				


THURSDAY

	LOOK & SAY	children	look	who	lots	came
---	------------	----------	------	-----	------	------





	READ		 shoes
		<p>The children have shoes. The children are happy. Zodwa has no shoes. Zodwa is sad. Zodwa will run with no shoes. Will Zodwa win with no shoes? Zodwa gets shoes. She is happy. Zodwa runs. Zodwa wins and she is proud.</p>	

FRIDAY




	LOOK & SAY	children	look	who	lots	came
---	------------	----------	------	-----	------	------

	READ & ANSWER	<p>1. Who has shoes? The _____ have shoes.</p> <p>2. Who has no shoes? _____ has no shoes.</p> <p>3. Who gets shoes? _____ gets shoes.</p> <p>4. Who wins? _____ wins.</p> <p>5. How does Zodwa feel when she wins? Zodwa feels _____.</p>				
---	---------------	--	--	--	--	--





MONDAY

	LOOK & SAY	house	goes	works	where	two
	SOUND OUT	her	herb	fern	perch	
		verb	germ	term	herd	
	★	A <u>germ</u> is on the <u>herb</u> .				
	READ	She has a <u>fern</u> . She has a <u>fern</u> in her house. She has a <u>fern</u> in her thatch house. She has a <u>herb</u> . She has a <u>herb</u> in her thatch house.				






TUESDAY

	WRITE	Copy the  and  words from Monday into your exercise books.				
---	-------	--	--	--	--	--



WEDNESDAY

	LOOK & SAY	house	goes	works	where	two
	SOUND OUT	her	herb	fern	perch	
		verb	germ	term	herd	
	★	Her cat will <u>perch</u> on the <u>fern</u> .				
	READ	The cat will <u>perch</u> on the <u>fern</u> by the <u>herb</u> . Can you see the cat <u>perch</u> on the <u>fern</u> by the <u>herb</u> ? Is the <u>germ</u> in the <u>fern</u> by the <u>herb</u> ?				





THURSDAY

	LOOK & SAY	house	goes	works	where	two
 	READ	<p>Where is the bear? She goes to look for <u>her</u> bear. The bear is in the house. She will cry because he cut the bear. Look, the guy cut the bear. She is sad. She will cry every night for <u>her</u> bear.</p> <div style="display: flex; justify-content: space-around; align-items: center;">  <div style="text-align: center;">  bear </div> </div>				




FRIDAY

	LOOK & SAY	house	goes	works	where	two
	READ & ANSWER	<ol style="list-style-type: none"> 1. Where is the bear? The bear is in the _____. 2. Why will she cry? She will cry because he _____. 3. Who cut the bear? _____ cut the bear. 4. How does she feel? She feels _____. 5. When will she cry? She will cry _____. 				





MONDAY

	LOOK & SAY	house	goes	works	where	two
	SOUND OUT	her	herb	fern	perch	
		verb	germ	term	herd	
	★	A <u>germ</u> is on the <u>herb</u> .				
	READ	She has a <u>fern</u> . She has a <u>fern</u> in her house. She has a <u>fern</u> in her thatch house. She has a <u>herb</u> . She has a <u>herb</u> in her thatch house.				






TUESDAY

	WRITE	Copy the  and  words from Monday into your exercise books.				
---	-------	--	--	--	--	--



WEDNESDAY

	LOOK & SAY	house	goes	works	where	two
	SOUND OUT	her	herb	fern	perch	
		verb	germ	term	herd	
	★	Her cat will <u>perch</u> on the <u>fern</u> .				
	READ	The cat will <u>perch</u> on the <u>fern</u> by the <u>herb</u> . Can you see the cat <u>perch</u> on the <u>fern</u> by the <u>herb</u> ? Is the <u>germ</u> in the <u>fern</u> by the <u>herb</u> ?				





THURSDAY

	LOOK & SAY	house	goes	works	where	two
 	READ	<p>Where is the bear? She goes to look for <u>her</u> bear. The bear is in the house. She will cry because he cut the bear. Look, the guy cut the bear. She is sad. She will cry every night for <u>her</u> bear.</p> <div style="display: flex; justify-content: space-around; align-items: center;">  <div style="text-align: center;">  <p>bear</p> </div> </div>				



FRIDAY

	LOOK & SAY	house	goes	works	where	two
	READ & ANSWER	<ol style="list-style-type: none"> 1. Where is the bear? The bear is in the _____. 2. Why will she cry? She will cry because he _____. 3. Who cut the bear? _____ cut the bear. 4. How does she feel? She feels _____. 5. When will she cry? She will cry _____. 				





MONDAY

	LOOK & SAY	house	goes	works	where	two
	SOUND OUT	her	herb	fern	perch	
		verb	germ	term	herd	
	★	A <u>germ</u> is on the <u>herb</u> .				
	READ	She has a <u>fern</u> . She has a <u>fern</u> in her house. She has a <u>fern</u> in her thatch house. She has a <u>herb</u> . She has a <u>herb</u> in her thatch house.				






TUESDAY

	WRITE	Copy the  and  words from Monday into your exercise books.				
---	-------	--	--	--	--	--



WEDNESDAY

	LOOK & SAY	house	goes	works	where	two
	SOUND OUT	her	herb	fern	perch	
		verb	germ	term	herd	
	★	Her cat will <u>perch</u> on the <u>fern</u> .				
	READ	The cat will <u>perch</u> on the <u>fern</u> by the <u>herb</u> . Can you see the cat <u>perch</u> on the <u>fern</u> by the <u>herb</u> ? Is the <u>germ</u> in the <u>fern</u> by the <u>herb</u> ?				





THURSDAY

	LOOK & SAY	house	goes	works	where	two
 	READ	<p>Where is the bear? She goes to look for <u>her</u> bear. The bear is in the house. She will cry because he cut the bear. Look, the guy cut the bear. She is sad. She will cry every night for <u>her</u> bear.</p> <div style="display: flex; justify-content: space-around; align-items: center;">  <div style="text-align: center;">  bear </div> </div>				




FRIDAY

	LOOK & SAY	house	goes	works	where	two
	READ & ANSWER	<ol style="list-style-type: none"> 1. Where is the bear? The bear is in the _____. 2. Why will she cry? She will cry because he _____. 3. Who cut the bear? _____ cut the bear. 4. How does she feel? She feels _____. 5. When will she cry? She will cry _____. 				





MONDAY

	LOOK & SAY	house	goes	works	where	two
	SOUND OUT	her	herb	fern	perch	
		verb	germ	term	herd	
	★	A <u>germ</u> is on the <u>herb</u> .				
	READ	She has a <u>fern</u> . She has a <u>fern</u> in her house. She has a <u>fern</u> in her thatch house. She has a <u>herb</u> . She has a <u>herb</u> in her thatch house.				






TUESDAY

	WRITE	Copy the  and  words from Monday into your exercise books.				
---	-------	--	--	--	--	--



WEDNESDAY

	LOOK & SAY	house	goes	works	where	two
	SOUND OUT	her	herb	fern	perch	
		verb	germ	term	herd	
	★	Her cat will <u>perch</u> on the <u>fern</u> .				
	READ	The cat will <u>perch</u> on the <u>fern</u> by the <u>herb</u> . Can you see the cat <u>perch</u> on the <u>fern</u> by the <u>herb</u> ? Is the <u>germ</u> in the <u>fern</u> by the <u>herb</u> ?				





THURSDAY

	LOOK & SAY	house	goes	works	where	two
 	READ	<p>Where is the bear? She goes to look for <u>her</u> bear. The bear is in the house. She will cry because he cut the bear. Look, the guy cut the bear. She is sad. She will cry every night for <u>her</u> bear.</p> <div style="display: flex; justify-content: space-around; align-items: center;">  <div style="text-align: center;">  bear </div> </div>				




FRIDAY

	LOOK & SAY	house	goes	works	where	two
	READ & ANSWER	<ol style="list-style-type: none"> 1. Where is the bear? The bear is in the _____. 2. Why will she cry? She will cry because he _____. 3. Who cut the bear? _____ cut the bear. 4. How does she feel? She feels _____. 5. When will she cry? She will cry _____. 				





MONDAY

	LOOK & SAY	house	goes	works	where	two
	SOUND OUT	her	herb	fern	perch	
		verb	germ	term	herd	
	★	A <u>germ</u> is on the <u>herb</u> .				
	READ	She has a <u>fern</u> . She has a <u>fern</u> in her house. She has a <u>fern</u> in her thatch house. She has a <u>herb</u> . She has a <u>herb</u> in her thatch house.				






TUESDAY

	WRITE	Copy the  and  words from Monday into your exercise books.				
---	-------	--	--	--	--	--



WEDNESDAY

	LOOK & SAY	house	goes	works	where	two
	SOUND OUT	her	herb	fern	perch	
		verb	germ	term	herd	
	★	Her cat will <u>perch</u> on the <u>fern</u> .				
	READ	The cat will <u>perch</u> on the <u>fern</u> by the <u>herb</u> . Can you see the cat <u>perch</u> on the <u>fern</u> by the <u>herb</u> ? Is the <u>germ</u> in the <u>fern</u> by the <u>herb</u> ?				





THURSDAY

	LOOK & SAY	house	goes	works	where	two
 	READ	<p>Where is the bear? She goes to look for <u>her</u> bear. The bear is in the house. She will cry because he cut the bear. Look, the guy cut the bear. She is sad. She will cry every night for <u>her</u> bear.</p> <div style="display: flex; justify-content: space-around; align-items: center;">  <div style="text-align: center;">  bear </div> </div>				




FRIDAY

	LOOK & SAY	house	goes	works	where	two
	READ & ANSWER	<ol style="list-style-type: none"> 1. Where is the bear? The bear is in the _____. 2. Why will she cry? She will cry because he _____. 3. Who cut the bear? _____ cut the bear. 4. How does she feel? She feels _____. 5. When will she cry? She will cry _____. 				





MONDAY

	LOOK & SAY	house	goes	works	where	two
	SOUND OUT	her	herb	fern	perch	
		verb	germ	term	herd	
	★	A <u>germ</u> is on the <u>herb</u> .				
	READ	She has a <u>fern</u> . She has a <u>fern</u> in her house. She has a <u>fern</u> in her thatch house. She has a <u>herb</u> . She has a <u>herb</u> in her thatch house.				






TUESDAY

	WRITE	Copy the  and  words from Monday into your exercise books.				
---	-------	--	--	--	--	--



WEDNESDAY

	LOOK & SAY	house	goes	works	where	two
	SOUND OUT	her	herb	fern	perch	
		verb	germ	term	herd	
	★	Her cat will <u>perch</u> on the <u>fern</u> .				
	READ	The cat will <u>perch</u> on the <u>fern</u> by the <u>herb</u> . Can you see the cat <u>perch</u> on the <u>fern</u> by the <u>herb</u> ? Is the <u>germ</u> in the <u>fern</u> by the <u>herb</u> ?				





THURSDAY

	LOOK & SAY	house	goes	works	where	two
 	READ	<p>Where is the bear? She goes to look for <u>her</u> bear. The bear is in the house. She will cry because he cut the bear. Look, the guy cut the bear. She is sad. She will cry every night for <u>her</u> bear.</p> <div style="display: flex; justify-content: space-around; align-items: center;">  <div style="text-align: center;">  bear </div> </div>				



FRIDAY

	LOOK & SAY	house	goes	works	where	two
	READ & ANSWER	<ol style="list-style-type: none"> 1. Where is the bear? The bear is in the _____. 2. Why will she cry? She will cry because he _____. 3. Who cut the bear? _____ cut the bear. 4. How does she feel? She feels _____. 5. When will she cry? She will cry _____. 				





MONDAY

	LOOK & SAY	house	goes	works	where	two
	SOUND OUT	her	herb	fern	perch	
		verb	germ	term	herd	
	★	A <u>germ</u> is on the <u>herb</u> .				
	READ	She has a <u>fern</u> . She has a <u>fern</u> in her house. She has a <u>fern</u> in her thatch house. She has a <u>herb</u> . She has a <u>herb</u> in her thatch house.				






TUESDAY

	WRITE	Copy the  and  words from Monday into your exercise books.				
---	-------	--	--	--	--	--



WEDNESDAY

	LOOK & SAY	house	goes	works	where	two
	SOUND OUT	her	herb	fern	perch	
		verb	germ	term	herd	
	★	Her cat will <u>perch</u> on the <u>fern</u> .				
	READ	The cat will <u>perch</u> on the <u>fern</u> by the <u>herb</u> . Can you see the cat <u>perch</u> on the <u>fern</u> by the <u>herb</u> ? Is the <u>germ</u> in the <u>fern</u> by the <u>herb</u> ?				





THURSDAY

	LOOK & SAY	house	goes	works	where	two
 	READ	<p>Where is the bear? She goes to look for <u>her</u> bear. The bear is in the house. She will cry because he cut the bear. Look, the guy cut the bear. She is sad. She will cry every night for <u>her</u> bear.</p> <div style="display: flex; justify-content: space-around; align-items: center;">  <div style="text-align: center;">  bear </div> </div>				




FRIDAY

	LOOK & SAY	house	goes	works	where	two
	READ & ANSWER	<ol style="list-style-type: none"> 1. Where is the bear? The bear is in the _____. 2. Why will she cry? She will cry because he _____. 3. Who cut the bear? _____ cut the bear. 4. How does she feel? She feels _____. 5. When will she cry? She will cry _____. 				





MONDAY

	LOOK & SAY	house	goes	works	where	two
	SOUND OUT	her	herb	fern	perch	
		verb	germ	term	herd	
	★	A <u>germ</u> is on the <u>herb</u> .				
	READ	She has a <u>fern</u> . She has a <u>fern</u> in her house. She has a <u>fern</u> in her thatch house. She has a <u>herb</u> . She has a <u>herb</u> in her thatch house.				






TUESDAY

	WRITE	Copy the  and  words from Monday into your exercise books.				
---	-------	--	--	--	--	--



WEDNESDAY

	LOOK & SAY	house	goes	works	where	two
	SOUND OUT	her	herb	fern	perch	
		verb	germ	term	herd	
	★	Her cat will <u>perch</u> on the <u>fern</u> .				
	READ	The cat will <u>perch</u> on the <u>fern</u> by the <u>herb</u> . Can you see the cat <u>perch</u> on the <u>fern</u> by the <u>herb</u> ? Is the <u>germ</u> in the <u>fern</u> by the <u>herb</u> ?				





THURSDAY

	LOOK & SAY	house	goes	works	where	two
 	READ	<p>Where is the bear? She goes to look for <u>her</u> bear. The bear is in the house. She will cry because he cut the bear. Look, the guy cut the bear. She is sad. She will cry every night for <u>her</u> bear.</p> <div style="display: flex; justify-content: space-around; align-items: center;">  <div style="text-align: center;">  bear </div> </div>				




FRIDAY

	LOOK & SAY	house	goes	works	where	two
	READ & ANSWER	<ol style="list-style-type: none"> 1. Where is the bear? The bear is in the _____. 2. Why will she cry? She will cry because he _____. 3. Who cut the bear? _____ cut the bear. 4. How does she feel? She feels _____. 5. When will she cry? She will cry _____. 				





MONDAY

	LOOK & SAY	house	goes	works	where	two
	SOUND OUT	her	herb	fern	perch	
		verb	germ	term	herd	
	★	A <u>germ</u> is on the <u>herb</u> .				
	READ	She has a <u>fern</u> . She has a <u>fern</u> in her house. She has a <u>fern</u> in her thatch house. She has a <u>herb</u> . She has a <u>herb</u> in her thatch house.				






TUESDAY

	WRITE	Copy the  and  words from Monday into your exercise books.				
---	-------	--	--	--	--	--



WEDNESDAY

	LOOK & SAY	house	goes	works	where	two
	SOUND OUT	her	herb	fern	perch	
		verb	germ	term	herd	
	★	Her cat will <u>perch</u> on the <u>fern</u> .				
	READ	The cat will <u>perch</u> on the <u>fern</u> by the <u>herb</u> . Can you see the cat <u>perch</u> on the <u>fern</u> by the <u>herb</u> ? Is the <u>germ</u> in the <u>fern</u> by the <u>herb</u> ?				





THURSDAY

	LOOK & SAY	house	goes	works	where	two
 	READ	<p>Where is the bear? She goes to look for <u>her</u> bear. The bear is in the house. She will cry because he cut the bear. Look, the guy cut the bear. She is sad. She will cry every night for <u>her</u> bear.</p> <div style="display: flex; justify-content: space-around; align-items: center;">  <div style="text-align: center;">  bear </div> </div>				




FRIDAY

	LOOK & SAY	house	goes	works	where	two
	READ & ANSWER	<ol style="list-style-type: none"> 1. Where is the bear? The bear is in the _____. 2. Why will she cry? She will cry because he _____. 3. Who cut the bear? _____ cut the bear. 4. How does she feel? She feels _____. 5. When will she cry? She will cry _____. 				





MONDAY

	LOOK & SAY	house	goes	works	where	two
	SOUND OUT	her	herb	fern	perch	
		verb	germ	term	herd	
	★	A <u>germ</u> is on the <u>herb</u> .				
	READ	She has a <u>fern</u> . She has a <u>fern</u> in her house. She has a <u>fern</u> in her thatch house. She has a <u>herb</u> . She has a <u>herb</u> in her thatch house.				






TUESDAY

	WRITE	Copy the  and  words from Monday into your exercise books.				
---	-------	--	--	--	--	--



WEDNESDAY

	LOOK & SAY	house	goes	works	where	two
	SOUND OUT	her	herb	fern	perch	
		verb	germ	term	herd	
	★	Her cat will <u>perch</u> on the <u>fern</u> .				
	READ	The cat will <u>perch</u> on the <u>fern</u> by the <u>herb</u> . Can you see the cat <u>perch</u> on the <u>fern</u> by the <u>herb</u> ? Is the <u>germ</u> in the <u>fern</u> by the <u>herb</u> ?				





THURSDAY

	LOOK & SAY	house	goes	works	where	two
 	READ	<p>Where is the bear? She goes to look for <u>her</u> bear. The bear is in the house. She will cry because he cut the bear. Look, the guy cut the bear. She is sad. She will cry every night for <u>her</u> bear.</p> <div style="display: flex; justify-content: space-around; align-items: center;">  <div style="text-align: center;">  bear </div> </div>				



FRIDAY

	LOOK & SAY	house	goes	works	where	two
	READ & ANSWER	<ol style="list-style-type: none"> 1. Where is the bear? The bear is in the _____. 2. Why will she cry? She will cry because he _____. 3. Who cut the bear? _____ cut the bear. 4. How does she feel? She feels _____. 5. When will she cry? She will cry _____. 				





MONDAY

	LOOK & SAY	house	goes	works	where	two
	SOUND OUT	her	herb	fern	perch	
		verb	germ	term	herd	
	★	A <u>germ</u> is on the <u>herb</u> .				
	READ	She has a <u>fern</u> . She has a <u>fern</u> in her house. She has a <u>fern</u> in her thatch house. She has a <u>herb</u> . She has a <u>herb</u> in her thatch house.				






TUESDAY

	WRITE	Copy the  and  words from Monday into your exercise books.				
---	-------	--	--	--	--	--



WEDNESDAY

	LOOK & SAY	house	goes	works	where	two
	SOUND OUT	her	herb	fern	perch	
		verb	germ	term	herd	
	★	Her cat will <u>perch</u> on the <u>fern</u> .				
	READ	The cat will <u>perch</u> on the <u>fern</u> by the <u>herb</u> . Can you see the cat <u>perch</u> on the <u>fern</u> by the <u>herb</u> ? Is the <u>germ</u> in the <u>fern</u> by the <u>herb</u> ?				





THURSDAY

	LOOK & SAY	house	goes	works	where	two
 	READ	<p>Where is the bear? She goes to look for <u>her</u> bear. The bear is in the house. She will cry because he cut the bear. Look, the guy cut the bear. She is sad. She will cry every night for <u>her</u> bear.</p> <div style="display: flex; justify-content: space-around; align-items: center;">  <div style="text-align: center;">  bear </div> </div>				




FRIDAY

	LOOK & SAY	house	goes	works	where	two
	READ & ANSWER	<ol style="list-style-type: none"> 1. Where is the bear? The bear is in the _____. 2. Why will she cry? She will cry because he _____. 3. Who cut the bear? _____ cut the bear. 4. How does she feel? She feels _____. 5. When will she cry? She will cry _____. 				





MONDAY

	LOOK & SAY	house	goes	works	where	two
	SOUND OUT	her	herb	fern	perch	
		verb	germ	term	herd	
	★	A <u>germ</u> is on the <u>herb</u> .				
	READ	She has a <u>fern</u> . She has a <u>fern</u> in her house. She has a <u>fern</u> in her thatch house. She has a <u>herb</u> . She has a <u>herb</u> in her thatch house.				






TUESDAY

	WRITE	Copy the  and  words from Monday into your exercise books.				
---	-------	--	--	--	--	--



WEDNESDAY

	LOOK & SAY	house	goes	works	where	two
	SOUND OUT	her	herb	fern	perch	
		verb	germ	term	herd	
	★	Her cat will <u>perch</u> on the <u>fern</u> .				
	READ	The cat will <u>perch</u> on the <u>fern</u> by the <u>herb</u> . Can you see the cat <u>perch</u> on the <u>fern</u> by the <u>herb</u> ? Is the <u>germ</u> in the <u>fern</u> by the <u>herb</u> ?				





THURSDAY

	LOOK & SAY	house	goes	works	where	two
 	READ	<p>Where is the bear? She goes to look for <u>her</u> bear. The bear is in the house. She will cry because he cut the bear. Look, the guy cut the bear. She is sad. She will cry every night for <u>her</u> bear.</p> <div style="display: flex; justify-content: space-around; align-items: center;">  <div style="text-align: center;">  bear </div> </div>				




FRIDAY

	LOOK & SAY	house	goes	works	where	two
	READ & ANSWER	<ol style="list-style-type: none"> 1. Where is the bear? The bear is in the _____. 2. Why will she cry? She will cry because he _____. 3. Who cut the bear? _____ cut the bear. 4. How does she feel? She feels _____. 5. When will she cry? She will cry _____. 				





MONDAY

	LOOK & SAY	house	goes	works	where	two
	SOUND OUT	her	herb	fern	perch	
		verb	germ	term	herd	
	★	A <u>germ</u> is on the <u>herb</u> .				
	READ	She has a <u>fern</u> . She has a <u>fern</u> in her house. She has a <u>fern</u> in her thatch house. She has a <u>herb</u> . She has a <u>herb</u> in her thatch house.				






TUESDAY

	WRITE	Copy the  and  words from Monday into your exercise books.				
---	-------	--	--	--	--	--



WEDNESDAY

	LOOK & SAY	house	goes	works	where	two
	SOUND OUT	her	herb	fern	perch	
		verb	germ	term	herd	
	★	Her cat will <u>perch</u> on the <u>fern</u> .				
	READ	The cat will <u>perch</u> on the <u>fern</u> by the <u>herb</u> . Can you see the cat <u>perch</u> on the <u>fern</u> by the <u>herb</u> ? Is the <u>germ</u> in the <u>fern</u> by the <u>herb</u> ?				





THURSDAY

	LOOK & SAY	house	goes	works	where	two
 	READ	<p>Where is the bear? She goes to look for <u>her</u> bear. The bear is in the house. She will cry because he cut the bear. Look, the guy cut the bear. She is sad. She will cry every night for <u>her</u> bear.</p> <div style="display: flex; justify-content: space-around; align-items: center;">  <div style="text-align: center;">  bear </div> </div>				




FRIDAY

	LOOK & SAY	house	goes	works	where	two
	READ & ANSWER	<ol style="list-style-type: none"> 1. Where is the bear? The bear is in the _____. 2. Why will she cry? She will cry because he _____. 3. Who cut the bear? _____ cut the bear. 4. How does she feel? She feels _____. 5. When will she cry? She will cry _____. 				





MONDAY

	LOOK & SAY	house	goes	works	where	two
	SOUND OUT	her	herb	fern	perch	
		verb	germ	term	herd	
	★	A <u>germ</u> is on the <u>herb</u> .				
	READ	She has a <u>fern</u> . She has a <u>fern</u> in her house. She has a <u>fern</u> in her thatch house. She has a <u>herb</u> . She has a <u>herb</u> in her thatch house.				






TUESDAY

	WRITE	Copy the  and  words from Monday into your exercise books.				
---	-------	--	--	--	--	--



WEDNESDAY

	LOOK & SAY	house	goes	works	where	two
	SOUND OUT	her	herb	fern	perch	
		verb	germ	term	herd	
	★	Her cat will <u>perch</u> on the <u>fern</u> .				
	READ	The cat will <u>perch</u> on the <u>fern</u> by the <u>herb</u> . Can you see the cat <u>perch</u> on the <u>fern</u> by the <u>herb</u> ? Is the <u>germ</u> in the <u>fern</u> by the <u>herb</u> ?				





THURSDAY

	LOOK & SAY	house	goes	works	where	two
 	READ	<p>Where is the bear? She goes to look for <u>her</u> bear. The bear is in the house. She will cry because he cut the bear. Look, the guy cut the bear. She is sad. She will cry every night for <u>her</u> bear.</p> <div style="display: flex; justify-content: space-around; align-items: center;">  <div style="text-align: center;">  bear </div> </div>				



FRIDAY

	LOOK & SAY	house	goes	works	where	two
	READ & ANSWER	<ol style="list-style-type: none"> 1. Where is the bear? The bear is in the _____. 2. Why will she cry? She will cry because he _____. 3. Who cut the bear? _____ cut the bear. 4. How does she feel? She feels _____. 5. When will she cry? She will cry _____. 				





MONDAY

	LOOK & SAY	house	goes	works	where	two
	SOUND OUT	her	herb	fern	perch	
		verb	germ	term	herd	
	★	A <u>germ</u> is on the <u>herb</u> .				
	READ	She has a <u>fern</u> . She has a <u>fern</u> in her house. She has a <u>fern</u> in her thatch house. She has a <u>herb</u> . She has a <u>herb</u> in her thatch house.				






TUESDAY

	WRITE	Copy the  and  words from Monday into your exercise books.				
---	-------	--	--	--	--	--



WEDNESDAY

	LOOK & SAY	house	goes	works	where	two
	SOUND OUT	her	herb	fern	perch	
		verb	germ	term	herd	
	★	Her cat will <u>perch</u> on the <u>fern</u> .				
	READ	The cat will <u>perch</u> on the <u>fern</u> by the <u>herb</u> . Can you see the cat <u>perch</u> on the <u>fern</u> by the <u>herb</u> ? Is the <u>germ</u> in the <u>fern</u> by the <u>herb</u> ?				





THURSDAY

	LOOK & SAY	house	goes	works	where	two
 	READ	<p>Where is the bear? She goes to look for <u>her</u> bear. The bear is in the house. She will cry because he cut the bear. Look, the guy cut the bear. She is sad. She will cry every night for <u>her</u> bear.</p> <div style="display: flex; justify-content: space-around; align-items: center;">  <div style="text-align: center;">  <p>bear</p> </div> </div>				




FRIDAY

	LOOK & SAY	house	goes	works	where	two
	READ & ANSWER	<ol style="list-style-type: none"> 1. Where is the bear? The bear is in the _____. 2. Why will she cry? She will cry because he _____. 3. Who cut the bear? _____ cut the bear. 4. How does she feel? She feels _____. 5. When will she cry? She will cry _____. 				





MONDAY

	LOOK & SAY	house	goes	works	where	two
	SOUND OUT	her	herb	fern	perch	
		verb	germ	term	herd	
	★	A <u>germ</u> is on the <u>herb</u> .				
	READ	She has a <u>fern</u> . She has a <u>fern</u> in her house. She has a <u>fern</u> in her thatch house. She has a <u>herb</u> . She has a <u>herb</u> in her thatch house.				






TUESDAY

	WRITE	Copy the  and  words from Monday into your exercise books.				
---	-------	--	--	--	--	--



WEDNESDAY

	LOOK & SAY	house	goes	works	where	two
	SOUND OUT	her	herb	fern	perch	
		verb	germ	term	herd	
	★	Her cat will <u>perch</u> on the <u>fern</u> .				
	READ	The cat will <u>perch</u> on the <u>fern</u> by the <u>herb</u> . Can you see the cat <u>perch</u> on the <u>fern</u> by the <u>herb</u> ? Is the <u>germ</u> in the <u>fern</u> by the <u>herb</u> ?				





THURSDAY

	LOOK & SAY	house	goes	works	where	two
 	READ	<p>Where is the bear? She goes to look for <u>her</u> bear. The bear is in the house. She will cry because he cut the bear. Look, the guy cut the bear. She is sad. She will cry every night for <u>her</u> bear.</p> <div style="display: flex; justify-content: space-around; align-items: center;">  <div style="text-align: center;">  bear </div> </div>				




FRIDAY

	LOOK & SAY	house	goes	works	where	two
	READ & ANSWER	<ol style="list-style-type: none"> 1. Where is the bear? The bear is in the _____. 2. Why will she cry? She will cry because he _____. 3. Who cut the bear? _____ cut the bear. 4. How does she feel? She feels _____. 5. When will she cry? She will cry _____. 				





MONDAY

	LOOK & SAY	house	goes	works	where	two
	SOUND OUT	her	herb	fern	perch	
		verb	germ	term	herd	
	★	A <u>germ</u> is on the <u>herb</u> .				
	READ	She has a <u>fern</u> . She has a <u>fern</u> in her house. She has a <u>fern</u> in her thatch house. She has a <u>herb</u> . She has a <u>herb</u> in her thatch house.				






TUESDAY

	WRITE	Copy the  and  words from Monday into your exercise books.				
---	-------	--	--	--	--	--



WEDNESDAY

	LOOK & SAY	house	goes	works	where	two
	SOUND OUT	her	herb	fern	perch	
		verb	germ	term	herd	
	★	Her cat will <u>perch</u> on the <u>fern</u> .				
	READ	The cat will <u>perch</u> on the <u>fern</u> by the <u>herb</u> . Can you see the cat <u>perch</u> on the <u>fern</u> by the <u>herb</u> ? Is the <u>germ</u> in the <u>fern</u> by the <u>herb</u> ?				





THURSDAY

	LOOK & SAY	house	goes	works	where	two
 	READ	<p>Where is the bear? She goes to look for <u>her</u> bear. The bear is in the house. She will cry because he cut the bear. Look, the guy cut the bear. She is sad. She will cry every night for <u>her</u> bear.</p> <div style="display: flex; justify-content: space-around; align-items: center;">  <div style="text-align: center;">  bear </div> </div>				




FRIDAY

	LOOK & SAY	house	goes	works	where	two
	READ & ANSWER	<ol style="list-style-type: none"> 1. Where is the bear? The bear is in the _____. 2. Why will she cry? She will cry because he _____. 3. Who cut the bear? _____ cut the bear. 4. How does she feel? She feels _____. 5. When will she cry? She will cry _____. 				





MONDAY

	LOOK & SAY	house	goes	works	where	two
	SOUND OUT	her	herb	fern	perch	
		verb	germ	term	herd	
	★	A <u>germ</u> is on the <u>herb</u> .				
	READ	She has a <u>fern</u> . She has a <u>fern</u> in her house. She has a <u>fern</u> in her thatch house. She has a <u>herb</u> . She has a <u>herb</u> in her thatch house.				






TUESDAY

	WRITE	Copy the  and  words from Monday into your exercise books.				
---	-------	--	--	--	--	--



WEDNESDAY

	LOOK & SAY	house	goes	works	where	two
	SOUND OUT	her	herb	fern	perch	
		verb	germ	term	herd	
	★	Her cat will <u>perch</u> on the <u>fern</u> .				
	READ	The cat will <u>perch</u> on the <u>fern</u> by the <u>herb</u> . Can you see the cat <u>perch</u> on the <u>fern</u> by the <u>herb</u> ? Is the <u>germ</u> in the <u>fern</u> by the <u>herb</u> ?				





THURSDAY

	LOOK & SAY	house	goes	works	where	two
 	READ	<p>Where is the bear? She goes to look for <u>her</u> bear. The bear is in the house. She will cry because he cut the bear. Look, the guy cut the bear. She is sad. She will cry every night for <u>her</u> bear.</p> <div style="display: flex; justify-content: space-around; align-items: center;">  <div style="text-align: center;">  bear </div> </div>				



FRIDAY

	LOOK & SAY	house	goes	works	where	two
	READ & ANSWER	<ol style="list-style-type: none"> 1. Where is the bear? The bear is in the _____. 2. Why will she cry? She will cry because he _____. 3. Who cut the bear? _____ cut the bear. 4. How does she feel? She feels _____. 5. When will she cry? She will cry _____. 				





MONDAY

	LOOK & SAY	house	goes	works	where	two
	SOUND OUT	her	herb	fern	perch	
		verb	germ	term	herd	
	★	A <u>germ</u> is on the <u>herb</u> .				
	READ	She has a <u>fern</u> . She has a <u>fern</u> in her house. She has a <u>fern</u> in her thatch house. She has a <u>herb</u> . She has a <u>herb</u> in her thatch house.				






TUESDAY

	WRITE	Copy the  and  words from Monday into your exercise books.				
---	-------	--	--	--	--	--



WEDNESDAY

	LOOK & SAY	house	goes	works	where	two
	SOUND OUT	her	herb	fern	perch	
		verb	germ	term	herd	
	★	Her cat will <u>perch</u> on the <u>fern</u> .				
	READ	The cat will <u>perch</u> on the <u>fern</u> by the <u>herb</u> . Can you see the cat <u>perch</u> on the <u>fern</u> by the <u>herb</u> ? Is the <u>germ</u> in the <u>fern</u> by the <u>herb</u> ?				





THURSDAY

	LOOK & SAY	house	goes	works	where	two
 	READ	<p>Where is the bear? She goes to look for <u>her</u> bear. The bear is in the house. She will cry because he cut the bear. Look, the guy cut the bear. She is sad. She will cry every night for <u>her</u> bear.</p> <div style="display: flex; justify-content: space-around; align-items: center;">  <div style="text-align: center;">  bear </div> </div>				




FRIDAY

	LOOK & SAY	house	goes	works	where	two
	READ & ANSWER	<ol style="list-style-type: none"> 1. Where is the bear? The bear is in the _____. 2. Why will she cry? She will cry because he _____. 3. Who cut the bear? _____ cut the bear. 4. How does she feel? She feels _____. 5. When will she cry? She will cry _____. 				





MONDAY

	LOOK & SAY	house	goes	works	where	two
	SOUND OUT	her	herb	fern	perch	
		verb	germ	term	herd	
	★	A <u>germ</u> is on the <u>herb</u> .				
	READ	She has a <u>fern</u> . She has a <u>fern</u> in her house. She has a <u>fern</u> in her thatch house. She has a <u>herb</u> . She has a <u>herb</u> in her thatch house.				






TUESDAY

	WRITE	Copy the  and  words from Monday into your exercise books.				
---	-------	--	--	--	--	--



WEDNESDAY

	LOOK & SAY	house	goes	works	where	two
	SOUND OUT	her	herb	fern	perch	
		verb	germ	term	herd	
	★	Her cat will <u>perch</u> on the <u>fern</u> .				
	READ	The cat will <u>perch</u> on the <u>fern</u> by the <u>herb</u> . Can you see the cat <u>perch</u> on the <u>fern</u> by the <u>herb</u> ? Is the <u>germ</u> in the <u>fern</u> by the <u>herb</u> ?				





THURSDAY

	LOOK & SAY	house	goes	works	where	two
 	READ	<p>Where is the bear? She goes to look for <u>her</u> bear. The bear is in the house. She will cry because he cut the bear. Look, the guy cut the bear. She is sad. She will cry every night for <u>her</u> bear.</p> <div style="display: flex; justify-content: space-around; align-items: center;">  <div style="text-align: center;">  bear </div> </div>				




FRIDAY

	LOOK & SAY	house	goes	works	where	two
	READ & ANSWER	<ol style="list-style-type: none"> 1. Where is the bear? The bear is in the _____. 2. Why will she cry? She will cry because he _____. 3. Who cut the bear? _____ cut the bear. 4. How does she feel? She feels _____. 5. When will she cry? She will cry _____. 				





MONDAY

	LOOK & SAY	each	week	nice	sister	home
	SOUND OUT	stay	pray	play	tray	
		day	playing	staying	crayon	
	★	I <u>stay</u> and <u>play</u> each <u>day</u> .				
	READ	I <u>play</u> each <u>day</u> at home. My sister <u>plays</u> each <u>day</u> at home. My sister and I <u>play</u> each <u>day</u> at home. It is nice to <u>play</u> each <u>day</u> at home.				





TUESDAY

	WRITE	Copy the  and  words from Monday into your exercise books.				
---	-------	--	--	--	--	--



WEDNESDAY

	LOOK & SAY	each	week	nice	sister	home
	SOUND OUT	stay	pray	play	tray	
		day	playing	staying	crayon	
	★	It is a nice day to play.				
	READ	I am <u>playing</u> at home. I am <u>staying</u> at home. I am <u>playing</u> with a <u>crayon</u> . I am <u>staying</u> at home and <u>playing</u> with a <u>crayon</u> .				





THURSDAY

	LOOK & SAY	each	week	nice	sister	home	
 	READ						<p>The sister will be very sad. She will cry at home. She will not be happy. Mom will try to help. Mom will stitch a patch. She will be happy because mom is nice to help.</p>




FRIDAY

	LOOK & SAY	each	week	nice	sister	home	
	READ & ANSWER	<ol style="list-style-type: none"> 1. How will the sister feel? She will feel _____. 2. Where will she feel sad? She will feel sad at _____. 3. Who will try to help? _____ will try to help. 4. Who is nice to help? _____ is nice to help. 					





MONDAY

	LOOK & SAY	each	week	nice	sister	home
	SOUND OUT	stay	pray	play	tray	
		day	playing	staying	crayon	
	★	I <u>stay</u> and <u>play</u> each <u>day</u> .				
	READ	I <u>play</u> each <u>day</u> at home. My sister <u>plays</u> each <u>day</u> at home. My sister and I <u>play</u> each <u>day</u> at home. It is nice to <u>play</u> each <u>day</u> at home.				





TUESDAY

	WRITE	Copy the  and  words from Monday into your exercise books.				
---	-------	--	--	--	--	--



WEDNESDAY

	LOOK & SAY	each	week	nice	sister	home
	SOUND OUT	stay	pray	play	tray	
		day	playing	staying	crayon	
	★	It is a nice day to play.				
	READ	I am <u>playing</u> at home. I am <u>staying</u> at home. I am <u>playing</u> with a <u>crayon</u> . I am <u>staying</u> at home and <u>playing</u> with a <u>crayon</u> .				





THURSDAY

	LOOK & SAY	each	week	nice	sister	home	
 	READ						<p>The sister will be very sad. She will cry at home. She will not be happy. Mom will try to help. Mom</p> <p>will stitch a patch. She will be happy because mom is nice to help.</p>




FRIDAY

	LOOK & SAY	each	week	nice	sister	home	
	READ & ANSWER	<p>1. How will the sister feel? She will feel _____.</p> <p>2. Where will she feel sad? She will feel sad at _____.</p> <p>3. Who will try to help? _____ will try to help.</p> <p>4. Who is nice to help? _____ is nice to help.</p>					





MONDAY

	LOOK & SAY	each	week	nice	sister	home
	SOUND OUT	stay	pray	play	tray	
		day	playing	staying	crayon	
	★	I <u>stay</u> and <u>play</u> each <u>day</u> .				
	READ	I <u>play</u> each <u>day</u> at home. My sister <u>plays</u> each <u>day</u> at home. My sister and I <u>play</u> each <u>day</u> at home. It is nice to <u>play</u> each <u>day</u> at home.				




TUESDAY

	WRITE	Copy the  and  words from Monday into your exercise books.				
---	-------	--	--	--	--	--



WEDNESDAY

	LOOK & SAY	each	week	nice	sister	home
	SOUND OUT	stay	pray	play	tray	
		day	playing	staying	crayon	
	★	It is a nice day to play.				
	READ	I am <u>playing</u> at home. I am <u>staying</u> at home. I am <u>playing</u> with a <u>crayon</u> . I am <u>staying</u> at home and <u>playing</u> with a <u>crayon</u> .				





THURSDAY

	LOOK & SAY	each	week	nice	sister	home	
 	READ						<p>The sister will be very sad. She will cry at home. She will not be happy. Mom will try to help. Mom will stitch a patch. She will be happy because mom is nice to help.</p>




FRIDAY

	LOOK & SAY	each	week	nice	sister	home	
	READ & ANSWER	<ol style="list-style-type: none"> 1. How will the sister feel? She will feel _____. 2. Where will she feel sad? She will feel sad at _____. 3. Who will try to help? _____ will try to help. 4. Who is nice to help? _____ is nice to help. 					





MONDAY

	LOOK & SAY	each	week	nice	sister	home
	SOUND OUT	stay	pray	play	tray	
		day	playing	staying	crayon	
	★	I <u>stay</u> and <u>play</u> each <u>day</u> .				
	READ	I <u>play</u> each <u>day</u> at home. My sister <u>plays</u> each <u>day</u> at home. My sister and I <u>play</u> each <u>day</u> at home. It is nice to <u>play</u> each <u>day</u> at home.				

TUESDAY

	WRITE	Copy the  and  words from Monday into your exercise books.				
---	-------	--	--	--	--	--



WEDNESDAY

	LOOK & SAY	each	week	nice	sister	home
	SOUND OUT	stay	pray	play	tray	
		day	playing	staying	crayon	
	★	It is a nice day to play.				
	READ	I am <u>playing</u> at home. I am <u>staying</u> at home. I am <u>playing</u> with a <u>crayon</u> . I am <u>staying</u> at home and <u>playing</u> with a <u>crayon</u> .				





THURSDAY

	LOOK & SAY	each	week	nice	sister	home	
 	READ						<p>The sister will be very sad. She will cry at home. She will not be happy. Mom will try to help. Mom will stitch a patch. She will be happy because mom is nice to help.</p>




FRIDAY

	LOOK & SAY	each	week	nice	sister	home	
	READ & ANSWER	<ol style="list-style-type: none"> 1. How will the sister feel? She will feel _____. 2. Where will she feel sad? She will feel sad at _____. 3. Who will try to help? _____ will try to help. 4. Who is nice to help? _____ is nice to help. 					





MONDAY

	LOOK & SAY	each	week	nice	sister	home
	SOUND OUT	stay	pray	play	tray	
		day	playing	staying	crayon	
	★	I <u>stay</u> and <u>play</u> each <u>day</u> .				
	READ	I <u>play</u> each <u>day</u> at home. My sister <u>plays</u> each <u>day</u> at home. My sister and I <u>play</u> each <u>day</u> at home. It is nice to <u>play</u> each <u>day</u> at home.				





TUESDAY

	WRITE	Copy the  and  words from Monday into your exercise books.				
---	-------	--	--	--	--	--



WEDNESDAY

	LOOK & SAY	each	week	nice	sister	home
	SOUND OUT	stay	pray	play	tray	
		day	playing	staying	crayon	
	★	It is a nice day to play.				
	READ	I am <u>playing</u> at home. I am <u>staying</u> at home. I am <u>playing</u> with a <u>crayon</u> . I am <u>staying</u> at home and <u>playing</u> with a <u>crayon</u> .				






THURSDAY

	LOOK & SAY	each	week	nice	sister	home	
 	READ						<p>The sister will be very sad. She will cry at home. She will not be happy. Mom will try to help. Mom will stitch a patch. She will be happy because mom is nice to help.</p>




FRIDAY

	LOOK & SAY	each	week	nice	sister	home	
	READ & ANSWER	<ol style="list-style-type: none"> 1. How will the sister feel? She will feel _____. 2. Where will she feel sad? She will feel sad at _____. 3. Who will try to help? _____ will try to help. 4. Who is nice to help? _____ is nice to help. 					






MONDAY

	LOOK & SAY	each	week	nice	sister	home
	SOUND OUT	stay	pray	play	tray	
		day	playing	staying	crayon	
	★	I <u>stay</u> and <u>play</u> each <u>day</u> .				
 	READ	I <u>play</u> each <u>day</u> at home. My sister <u>plays</u> each <u>day</u> at home. My sister and I <u>play</u> each <u>day</u> at home. It is nice to <u>play</u> each <u>day</u> at home.				





TUESDAY

	WRITE	Copy the  and  words from Monday into your exercise books.				
---	-------	--	--	--	--	--



WEDNESDAY

	LOOK & SAY	each	week	nice	sister	home
	SOUND OUT	stay	pray	play	tray	
		day	playing	staying	crayon	
	★	It is a nice day to play.				
 	READ	I am <u>playing</u> at home. I am <u>staying</u> at home. I am <u>playing</u> with a <u>crayon</u> . I am <u>staying</u> at home and <u>playing</u> with a <u>crayon</u> .				





THURSDAY

	LOOK & SAY	each	week	nice	sister	home	
 	READ						<p>The sister will be very sad. She will cry at home. She will not be happy. Mom will try to help. Mom will stitch a patch. She will be happy because mom is nice to help.</p>




FRIDAY

	LOOK & SAY	each	week	nice	sister	home	
	READ & ANSWER	<ol style="list-style-type: none"> 1. How will the sister feel? She will feel _____. 2. Where will she feel sad? She will feel sad at _____. 3. Who will try to help? _____ will try to help. 4. Who is nice to help? _____ is nice to help. 					





MONDAY

	LOOK & SAY	each	week	nice	sister	home
	SOUND OUT	stay	pray	play	tray	
		day	playing	staying	crayon	
	★	I <u>stay</u> and <u>play</u> each <u>day</u> .				
	READ	I <u>play</u> each <u>day</u> at home. My sister <u>plays</u> each <u>day</u> at home. My sister and I <u>play</u> each <u>day</u> at home. It is nice to <u>play</u> each <u>day</u> at home.				




TUESDAY

	WRITE	Copy the  and  words from Monday into your exercise books.				
---	-------	--	--	--	--	--



WEDNESDAY

	LOOK & SAY	each	week	nice	sister	home
	SOUND OUT	stay	pray	play	tray	
		day	playing	staying	crayon	
	★	It is a nice day to play.				
	READ	I am <u>playing</u> at home. I am <u>staying</u> at home. I am <u>playing</u> with a <u>crayon</u> . I am <u>staying</u> at home and <u>playing</u> with a <u>crayon</u> .				






THURSDAY

	LOOK & SAY	each	week	nice	sister	home	
 	READ						<p>The sister will be very sad. She will cry at home. She will not be happy. Mom will try to help. Mom will stitch a patch. She will be happy because mom is nice to help.</p>




FRIDAY

	LOOK & SAY	each	week	nice	sister	home	
	READ & ANSWER	<ol style="list-style-type: none"> 1. How will the sister feel? She will feel _____. 2. Where will she feel sad? She will feel sad at _____. 3. Who will try to help? _____ will try to help. 4. Who is nice to help? _____ is nice to help. 					






MONDAY

	LOOK & SAY	each	week	nice	sister	home
	SOUND OUT	stay	pray	play	tray	
		day	playing	staying	crayon	
	★	I <u>stay</u> and <u>play</u> each <u>day</u> .				
 	READ	I <u>play</u> each <u>day</u> at home. My sister <u>plays</u> each <u>day</u> at home. My sister and I <u>play</u> each <u>day</u> at home. It is nice to <u>play</u> each <u>day</u> at home.				





TUESDAY

	WRITE	Copy the  and  words from Monday into your exercise books.				
---	-------	--	--	--	--	--



WEDNESDAY

	LOOK & SAY	each	week	nice	sister	home
	SOUND OUT	stay	pray	play	tray	
		day	playing	staying	crayon	
	★	It is a nice day to play.				
 	READ	I am <u>playing</u> at home. I am <u>staying</u> at home. I am <u>playing</u> with a <u>crayon</u> . I am <u>staying</u> at home and <u>playing</u> with a <u>crayon</u> .				





THURSDAY

	LOOK & SAY	each	week	nice	sister	home	
 	READ						<p>The sister will be very sad. She will cry at home. She will not be happy. Mom will try to help. Mom will stitch a patch. She will be happy because mom is nice to help.</p>




FRIDAY

	LOOK & SAY	each	week	nice	sister	home	
	READ & ANSWER	<ol style="list-style-type: none"> 1. How will the sister feel? She will feel _____. 2. Where will she feel sad? She will feel sad at _____. 3. Who will try to help? _____ will try to help. 4. Who is nice to help? _____ is nice to help. 					





MONDAY

	LOOK & SAY	each	week	nice	sister	home
	SOUND OUT	stay	pray	play	tray	
		day	playing	staying	crayon	
	★	I <u>stay</u> and <u>play</u> each <u>day</u> .				
	READ	I <u>play</u> each <u>day</u> at home. My sister <u>plays</u> each <u>day</u> at home. My sister and I <u>play</u> each <u>day</u> at home. It is nice to <u>play</u> each <u>day</u> at home.				


TUESDAY

	WRITE	Copy the  and  words from Monday into your exercise books.				
---	-------	--	--	--	--	--



WEDNESDAY

	LOOK & SAY	each	week	nice	sister	home
	SOUND OUT	stay	pray	play	tray	
		day	playing	staying	crayon	
	★	It is a nice day to play.				
	READ	I am <u>playing</u> at home. I am <u>staying</u> at home. I am <u>playing</u> with a <u>crayon</u> . I am <u>staying</u> at home and <u>playing</u> with a <u>crayon</u> .				





THURSDAY

	LOOK & SAY	each	week	nice	sister	home	
 	READ						<p>The sister will be very sad. She will cry at home. She will not be happy. Mom will try to help. Mom will stitch a patch. She will be happy because mom is nice to help.</p>




FRIDAY

	LOOK & SAY	each	week	nice	sister	home	
	READ & ANSWER	<ol style="list-style-type: none"> 1. How will the sister feel? She will feel _____. 2. Where will she feel sad? She will feel sad at _____. 3. Who will try to help? _____ will try to help. 4. Who is nice to help? _____ is nice to help. 					





MONDAY

	LOOK & SAY	each	week	nice	sister	home
	SOUND OUT	stay	pray	play	tray	
		day	playing	staying	crayon	
	★	I <u>stay</u> and <u>play</u> each <u>day</u> .				
	READ	I <u>play</u> each <u>day</u> at home. My sister <u>plays</u> each <u>day</u> at home. My sister and I <u>play</u> each <u>day</u> at home. It is nice to <u>play</u> each <u>day</u> at home.				





TUESDAY

	WRITE	Copy the  and  words from Monday into your exercise books.				
---	-------	--	--	--	--	--



WEDNESDAY

	LOOK & SAY	each	week	nice	sister	home
	SOUND OUT	stay	pray	play	tray	
		day	playing	staying	crayon	
	★	It is a nice day to play.				
	READ	I am <u>playing</u> at home. I am <u>staying</u> at home. I am <u>playing</u> with a <u>crayon</u> . I am <u>staying</u> at home and <u>playing</u> with a <u>crayon</u> .				





THURSDAY

	LOOK & SAY	each	week	nice	sister	home	
 	READ						<p>The sister will be very sad. She will cry at home. She will not be happy. Mom will try to help. Mom will stitch a patch. She will be happy because mom is nice to help.</p>




FRIDAY

	LOOK & SAY	each	week	nice	sister	home	
	READ & ANSWER	<ol style="list-style-type: none"> 1. How will the sister feel? She will feel _____. 2. Where will she feel sad? She will feel sad at _____. 3. Who will try to help? _____ will try to help. 4. Who is nice to help? _____ is nice to help. 					





MONDAY

	LOOK & SAY	each	week	nice	sister	home
	SOUND OUT	stay	pray	play	tray	
		day	playing	staying	crayon	
	★	I <u>stay</u> and <u>play</u> each <u>day</u> .				
	READ	I <u>play</u> each <u>day</u> at home. My sister <u>plays</u> each <u>day</u> at home. My sister and I <u>play</u> each <u>day</u> at home. It is nice to <u>play</u> each <u>day</u> at home.				




TUESDAY

	WRITE	Copy the  and  words from Monday into your exercise books.				
---	-------	--	--	--	--	--



WEDNESDAY

	LOOK & SAY	each	week	nice	sister	home
	SOUND OUT	stay	pray	play	tray	
		day	playing	staying	crayon	
	★	It is a nice day to play.				
	READ	I am <u>playing</u> at home. I am <u>staying</u> at home. I am <u>playing</u> with a <u>crayon</u> . I am <u>staying</u> at home and <u>playing</u> with a <u>crayon</u> .				





THURSDAY

	LOOK & SAY	each	week	nice	sister	home	
 	READ						<p>The sister will be very sad. She will cry at home. She will not be happy. Mom will try to help. Mom</p> <p>will stitch a patch. She will be happy because mom is nice to help.</p>




FRIDAY

	LOOK & SAY	each	week	nice	sister	home	
	READ & ANSWER	<p>1. How will the sister feel? She will feel _____.</p> <p>2. Where will she feel sad? She will feel sad at _____.</p> <p>3. Who will try to help? _____ will try to help.</p> <p>4. Who is nice to help? _____ is nice to help.</p>					





MONDAY

	LOOK & SAY	each	week	nice	sister	home
	SOUND OUT	stay	pray	play	tray	
		day	playing	staying	crayon	
	★	I <u>stay</u> and <u>play</u> each <u>day</u> .				
	READ	I <u>play</u> each <u>day</u> at home. My sister <u>plays</u> each <u>day</u> at home. My sister and I <u>play</u> each <u>day</u> at home. It is nice to <u>play</u> each <u>day</u> at home.				





TUESDAY

	WRITE	Copy the  and  words from Monday into your exercise books.				
---	-------	--	--	--	--	--



WEDNESDAY

	LOOK & SAY	each	week	nice	sister	home
	SOUND OUT	stay	pray	play	tray	
		day	playing	staying	crayon	
	★	It is a nice day to play.				
	READ	I am <u>playing</u> at home. I am <u>staying</u> at home. I am <u>playing</u> with a <u>crayon</u> . I am <u>staying</u> at home and <u>playing</u> with a <u>crayon</u> .				





THURSDAY

	LOOK & SAY	each	week	nice	sister	home	
 	READ						<p>The sister will be very sad. She will cry at home. She will not be happy. Mom will try to help. Mom will stitch a patch. She will be happy because mom is nice to help.</p>




FRIDAY

	LOOK & SAY	each	week	nice	sister	home	
	READ & ANSWER	<ol style="list-style-type: none"> 1. How will the sister feel? She will feel _____. 2. Where will she feel sad? She will feel sad at _____. 3. Who will try to help? _____ will try to help. 4. Who is nice to help? _____ is nice to help. 					





MONDAY

	LOOK & SAY	each	week	nice	sister	home
	SOUND OUT	stay	pray	play	tray	
		day	playing	staying	crayon	
	★	I <u>stay</u> and <u>play</u> each <u>day</u> .				
	READ	I <u>play</u> each <u>day</u> at home. My sister <u>plays</u> each <u>day</u> at home. My sister and I <u>play</u> each <u>day</u> at home. It is nice to <u>play</u> each <u>day</u> at home.				





TUESDAY

	WRITE	Copy the  and  words from Monday into your exercise books.				
---	-------	--	--	--	--	--



WEDNESDAY

	LOOK & SAY	each	week	nice	sister	home
	SOUND OUT	stay	pray	play	tray	
		day	playing	staying	crayon	
	★	It is a nice day to play.				
	READ	I am <u>playing</u> at home. I am <u>staying</u> at home. I am <u>playing</u> with a <u>crayon</u> . I am <u>staying</u> at home and <u>playing</u> with a <u>crayon</u> .				





THURSDAY

	LOOK & SAY	each	week	nice	sister	home	
 	READ						<p>The sister will be very sad. She will cry at home. She will not be happy. Mom will try to help. Mom</p> <p>will stitch a patch. She will be happy because mom is nice to help.</p>




FRIDAY

	LOOK & SAY	each	week	nice	sister	home	
	READ & ANSWER	<p>1. How will the sister feel? She will feel _____.</p> <p>2. Where will she feel sad? She will feel sad at _____.</p> <p>3. Who will try to help? _____ will try to help.</p> <p>4. Who is nice to help? _____ is nice to help.</p>					





MONDAY

	LOOK & SAY	each	week	nice	sister	home
	SOUND OUT	stay	pray	play	tray	
		day	playing	staying	crayon	
	★	I <u>stay</u> and <u>play</u> each <u>day</u> .				
	READ	I <u>play</u> each <u>day</u> at home. My sister <u>plays</u> each <u>day</u> at home. My sister and I <u>play</u> each <u>day</u> at home. It is nice to <u>play</u> each <u>day</u> at home.				





TUESDAY

	WRITE	Copy the  and  words from Monday into your exercise books.				
---	-------	--	--	--	--	--



WEDNESDAY

	LOOK & SAY	each	week	nice	sister	home
	SOUND OUT	stay	pray	play	tray	
		day	playing	staying	crayon	
	★	It is a nice day to play.				
	READ	I am <u>playing</u> at home. I am <u>staying</u> at home. I am <u>playing</u> with a <u>crayon</u> . I am <u>staying</u> at home and <u>playing</u> with a <u>crayon</u> .				





THURSDAY

	LOOK & SAY	each	week	nice	sister	home	
 	READ						<p>The sister will be very sad. She will cry at home. She will not be happy. Mom will try to help. Mom</p>
<p>will stitch a patch. She will be happy because mom is nice to help.</p>							




FRIDAY

	LOOK & SAY	each	week	nice	sister	home	
	READ & ANSWER	<ol style="list-style-type: none"> 1. How will the sister feel? She will feel _____. 2. Where will she feel sad? She will feel sad at _____. 3. Who will try to help? _____ will try to help. 4. Who is nice to help? _____ is nice to help. 					





MONDAY

	LOOK & SAY	each	week	nice	sister	home
	SOUND OUT	stay	pray	play	tray	
		day	playing	staying	crayon	
	★	I <u>stay</u> and <u>play</u> each <u>day</u> .				
	READ	I <u>play</u> each <u>day</u> at home. My sister <u>plays</u> each <u>day</u> at home. My sister and I <u>play</u> each <u>day</u> at home. It is nice to <u>play</u> each <u>day</u> at home.				




TUESDAY

	WRITE	Copy the  and  words from Monday into your exercise books.				
---	-------	--	--	--	--	--



WEDNESDAY

	LOOK & SAY	each	week	nice	sister	home
	SOUND OUT	stay	pray	play	tray	
		day	playing	staying	crayon	
	★	It is a nice day to play.				
	READ	I am <u>playing</u> at home. I am <u>staying</u> at home. I am <u>playing</u> with a <u>crayon</u> . I am <u>staying</u> at home and <u>playing</u> with a <u>crayon</u> .				





THURSDAY

	LOOK & SAY	each	week	nice	sister	home	
 	READ						<p>The sister will be very sad. She will cry at home. She will not be happy. Mom will try to help. Mom will stitch a patch. She will be happy because mom is nice to help.</p>




FRIDAY

	LOOK & SAY	each	week	nice	sister	home	
	READ & ANSWER	<ol style="list-style-type: none"> 1. How will the sister feel? She will feel _____. 2. Where will she feel sad? She will feel sad at _____. 3. Who will try to help? _____ will try to help. 4. Who is nice to help? _____ is nice to help. 					





MONDAY

	LOOK & SAY	each	week	nice	sister	home
	SOUND OUT	stay	pray	play	tray	
		day	playing	staying	crayon	
	★	I <u>stay</u> and <u>play</u> each <u>day</u> .				
	READ	I <u>play</u> each <u>day</u> at home. My sister <u>plays</u> each <u>day</u> at home. My sister and I <u>play</u> each <u>day</u> at home. It is nice to <u>play</u> each <u>day</u> at home.				





TUESDAY

	WRITE	Copy the  and  words from Monday into your exercise books.				
---	-------	--	--	--	--	--



WEDNESDAY

	LOOK & SAY	each	week	nice	sister	home
	SOUND OUT	stay	pray	play	tray	
		day	playing	staying	crayon	
	★	It is a nice day to play.				
	READ	I am <u>playing</u> at home. I am <u>staying</u> at home. I am <u>playing</u> with a <u>crayon</u> . I am <u>staying</u> at home and <u>playing</u> with a <u>crayon</u> .				





THURSDAY

	LOOK & SAY	each	week	nice	sister	home	
 	READ						<p>The sister will be very sad. She will cry at home. She will not be happy. Mom will try to help. Mom will stitch a patch. She will be happy because mom is nice to help.</p>




FRIDAY

	LOOK & SAY	each	week	nice	sister	home	
	READ & ANSWER	<ol style="list-style-type: none"> 1. How will the sister feel? She will feel _____. 2. Where will she feel sad? She will feel sad at _____. 3. Who will try to help? _____ will try to help. 4. Who is nice to help? _____ is nice to help. 					





MONDAY

	LOOK & SAY	each	week	nice	sister	home
	SOUND OUT	stay	pray	play	tray	
		day	playing	staying	crayon	
	★	I <u>stay</u> and <u>play</u> each <u>day</u> .				
	READ	I <u>play</u> each <u>day</u> at home. My sister <u>plays</u> each <u>day</u> at home. My sister and I <u>play</u> each <u>day</u> at home. It is nice to <u>play</u> each <u>day</u> at home.				





TUESDAY

	WRITE	Copy the  and  words from Monday into your exercise books.				
---	-------	--	--	--	--	--



WEDNESDAY

	LOOK & SAY	each	week	nice	sister	home
	SOUND OUT	stay	pray	play	tray	
		day	playing	staying	crayon	
	★	It is a nice day to play.				
	READ	I am <u>playing</u> at home. I am <u>staying</u> at home. I am <u>playing</u> with a <u>crayon</u> . I am <u>staying</u> at home and <u>playing</u> with a <u>crayon</u> .				





THURSDAY

	LOOK & SAY	each	week	nice	sister	home	
 	READ						<p>The sister will be very sad. She will cry at home. She will not be happy. Mom will try to help. Mom</p> <p>will stitch a patch. She will be happy because mom is nice to help.</p>




FRIDAY

	LOOK & SAY	each	week	nice	sister	home	
	READ & ANSWER	<p>1. How will the sister feel? She will feel _____.</p> <p>2. Where will she feel sad? She will feel sad at _____.</p> <p>3. Who will try to help? _____ will try to help.</p> <p>4. Who is nice to help? _____ is nice to help.</p>					





MONDAY

	LOOK & SAY	each	week	nice	sister	home
	SOUND OUT	stay	pray	play	tray	
		day	playing	staying	crayon	
	★	I <u>stay</u> and <u>play</u> each <u>day</u> .				
	READ	I <u>play</u> each <u>day</u> at home. My sister <u>plays</u> each <u>day</u> at home. My sister and I <u>play</u> each <u>day</u> at home. It is nice to <u>play</u> each <u>day</u> at home.				





TUESDAY

	WRITE	Copy the  and  words from Monday into your exercise books.				
---	-------	--	--	--	--	--



WEDNESDAY

	LOOK & SAY	each	week	nice	sister	home
	SOUND OUT	stay	pray	play	tray	
		day	playing	staying	crayon	
	★	It is a nice day to play.				
	READ	I am <u>playing</u> at home. I am <u>staying</u> at home. I am <u>playing</u> with a <u>crayon</u> . I am <u>staying</u> at home and <u>playing</u> with a <u>crayon</u> .				





THURSDAY

	LOOK & SAY	each	week	nice	sister	home	
 	READ						<p>The sister will be very sad. She will cry at home. She will not be happy. Mom will try to help. Mom will stitch a patch. She will be happy because mom is nice to help.</p>




FRIDAY

	LOOK & SAY	each	week	nice	sister	home	
	READ & ANSWER	<ol style="list-style-type: none"> 1. How will the sister feel? She will feel _____. 2. Where will she feel sad? She will feel sad at _____. 3. Who will try to help? _____ will try to help. 4. Who is nice to help? _____ is nice to help. 					





MONDAY

	LOOK & SAY	each	week	nice	sister	home
	SOUND OUT	stay	pray	play	tray	
		day	playing	staying	crayon	
	★	I <u>stay</u> and <u>play</u> each <u>day</u> .				
	READ	I <u>play</u> each <u>day</u> at home. My sister <u>plays</u> each <u>day</u> at home. My sister and I <u>play</u> each <u>day</u> at home. It is nice to <u>play</u> each <u>day</u> at home.				




TUESDAY

	WRITE	Copy the  and  words from Monday into your exercise books.				
---	-------	--	--	--	--	--



WEDNESDAY

	LOOK & SAY	each	week	nice	sister	home
	SOUND OUT	stay	pray	play	tray	
		day	playing	staying	crayon	
	★	It is a nice day to play.				
	READ	I am <u>playing</u> at home. I am <u>staying</u> at home. I am <u>playing</u> with a <u>crayon</u> . I am <u>staying</u> at home and <u>playing</u> with a <u>crayon</u> .				





THURSDAY

	LOOK & SAY	each	week	nice	sister	home	
 	READ						<p>The sister will be very sad. She will cry at home. She will not be happy. Mom will try to help. Mom will stitch a patch. She will be happy because mom is nice to help.</p>




FRIDAY

	LOOK & SAY	each	week	nice	sister	home	
	READ & ANSWER	<ol style="list-style-type: none"> 1. How will the sister feel? She will feel _____. 2. Where will she feel sad? She will feel sad at _____. 3. Who will try to help? _____ will try to help. 4. Who is nice to help? _____ is nice to help. 					





MONDAY

	LOOK & SAY	each	week	nice	sister	home
	SOUND OUT	stay	pray	play	tray	
		day	playing	staying	crayon	
	★	I <u>stay</u> and <u>play</u> each <u>day</u> .				
	READ	I <u>play</u> each <u>day</u> at home. My sister <u>plays</u> each <u>day</u> at home. My sister and I <u>play</u> each <u>day</u> at home. It is nice to <u>play</u> each <u>day</u> at home.				





TUESDAY

	WRITE	Copy the  and  words from Monday into your exercise books.				
---	-------	--	--	--	--	--



WEDNESDAY

	LOOK & SAY	each	week	nice	sister	home
	SOUND OUT	stay	pray	play	tray	
		day	playing	staying	crayon	
	★	It is a nice day to play.				
	READ	I am <u>playing</u> at home. I am <u>staying</u> at home. I am <u>playing</u> with a <u>crayon</u> . I am <u>staying</u> at home and <u>playing</u> with a <u>crayon</u> .				





THURSDAY

	LOOK & SAY	each	week	nice	sister	home	
 	READ						<p>The sister will be very sad. She will cry at home. She will not be happy. Mom will try to help. Mom</p> <p>will stitch a patch. She will be happy because mom is nice to help.</p>




FRIDAY

	LOOK & SAY	each	week	nice	sister	home	
	READ & ANSWER	<p>1. How will the sister feel? She will feel _____.</p> <p>2. Where will she feel sad? She will feel sad at _____.</p> <p>3. Who will try to help? _____ will try to help.</p> <p>4. Who is nice to help? _____ is nice to help.</p>					





MONDAY

	LOOK & SAY	walk	under	drink	food	their
	SOUND OUT	star	start	sharp	shark	
		dark	card	sharpen	darken	
	★	I see the <u>star</u> in the <u>dark</u> .				
	READ	I will <u>start</u> to <u>sharpen</u> the <u>dark</u> <u>crayon</u> . Will you <u>start</u> to <u>sharpen</u> the <u>dark</u> <u>crayon</u> ? Where is the <u>dark</u> <u>crayon</u> that I want to <u>sharpen</u> ?				


TUESDAY






	WRITE	Copy the  and  words from Monday into your exercise books.				
---	-------	--	--	--	--	--

WEDNESDAY


	LOOK & SAY	walk	under	drink	food	their
	SOUND OUT	star	start	sharp	shark	
		dark	card	sharpen	darken	
	★	I see a <u>star</u> on the <u>card</u> .				
	READ	Who has a crayon? Who has a <u>dark</u> , <u>sharp</u> crayon for my <u>card</u> ? Who has a <u>star</u> ? Who has a big, red <u>star</u> for my <u>card</u> ?				


THURSDAY

	LOOK & SAY	walk	under	drink	food	their
---	------------	------	-------	-------	------	-------





 	READ	<div style="display: flex; justify-content: space-around; align-items: center;">  <div style="text-align: center;">  cow </div> <div style="text-align: center;">  beans </div> </div> <p>Jack and his mom have no food. Jack will try to sell the cow because his mom wants to buy food. Jack came back with no cow. He had beans. His mom was not happy because they still had no food. Jack goes to bed with no food. Jack is sad. Jack wants food.</p>
--	------	--

FRIDAY




	LOOK & SAY	walk	under	drink	food	their
---	------------	------	-------	-------	------	-------

	READ & ANSWER	<ol style="list-style-type: none"> 1. Who has no food? _____ and his _____ have no food. 2. What does Jack try to sell? He tries to sell the _____. 3. What does mom want to buy? Mom wants to buy _____. 4. What did Jack come back with? Jack came back with _____. 5. How does Jack feel? Jack feels _____.
---	---------------	--





MONDAY

	LOOK & SAY	walk	under	drink	food	their
	SOUND OUT	star	start	sharp	shark	
		dark	card	sharpen	darken	
	★	I see the <u>star</u> in the <u>dark</u> .				
	READ	I will <u>start</u> to <u>sharpen</u> the <u>dark</u> <u>crayon</u> . Will you <u>start</u> to <u>sharpen</u> the <u>dark</u> <u>crayon</u> ? Where is the <u>dark</u> <u>crayon</u> that I want to <u>sharpen</u> ?				


TUESDAY






	WRITE	Copy the  and  words from Monday into your exercise books.				
---	-------	--	--	--	--	--

WEDNESDAY


	LOOK & SAY	walk	under	drink	food	their
	SOUND OUT	star	start	sharp	shark	
		dark	card	sharpen	darken	
	★	I see a <u>star</u> on the <u>card</u> .				
	READ	Who has a crayon? Who has a <u>dark</u> , <u>sharp</u> crayon for my <u>card</u> ? Who has a <u>star</u> ? Who has a big, red <u>star</u> for my <u>card</u> ?				


THURSDAY

	LOOK & SAY	walk	under	drink	food	their
---	------------	------	-------	-------	------	-------





 	READ		 cow	 beans
		<p>Jack and his mom have no food. Jack will try to sell the cow because his mom wants to buy food. Jack came back with no cow. He had beans. His mom was not happy because they still had no food. Jack goes to bed with no food. Jack is sad. Jack wants food.</p>		

FRIDAY




	LOOK & SAY	walk	under	drink	food	their
---	------------	------	-------	-------	------	-------

	READ & ANSWER	<p>1. Who has no food? _____ and his _____ have no food.</p> <p>2. What does Jack try to sell? He tries to sell the _____.</p> <p>3. What does mom want to buy? Mom wants to buy _____.</p> <p>4. What did Jack come back with? Jack came back with _____.</p> <p>5. How does Jack feel? Jack feels _____.</p>
---	---------------	---





MONDAY

	LOOK & SAY	walk	under	drink	food	their
	SOUND OUT	star	start	sharp	shark	
		dark	card	sharpen	darken	
	★	I see the <u>star</u> in the <u>dark</u> .				
	READ	I will <u>start</u> to <u>sharpen</u> the <u>dark</u> <u>crayon</u> . Will you <u>start</u> to <u>sharpen</u> the <u>dark</u> <u>crayon</u> ? Where is the <u>dark</u> <u>crayon</u> that I want to <u>sharpen</u> ?				


TUESDAY





	WRITE	Copy the  and  words from Monday into your exercise books.				
---	-------	--	--	--	--	--

WEDNESDAY


	LOOK & SAY	walk	under	drink	food	their
	SOUND OUT	star	start	sharp	shark	
		dark	card	sharpen	darken	
	★	I see a <u>star</u> on the <u>card</u> .				
	READ	Who has a crayon? Who has a <u>dark</u> , <u>sharp</u> crayon for my <u>card</u> ? Who has a <u>star</u> ? Who has a big, red <u>star</u> for my <u>card</u> ?				


THURSDAY

	LOOK & SAY	walk	under	drink	food	their
---	------------	------	-------	-------	------	-------





	READ	<div style="display: flex; justify-content: space-around; align-items: flex-start;"> <div style="text-align: center;">  </div> <div style="text-align: center;">  <p>cow</p> </div> <div style="text-align: center;">  <p>beans</p> </div> </div> <p>Jack and his mom have no food. Jack will try to sell the cow because his mom wants to buy food. Jack came back with no cow. He had beans. His mom was not happy because they still had no food. Jack goes to bed with no food. Jack is sad. Jack wants food.</p>
---	------	---

FRIDAY




	LOOK & SAY	walk	under	drink	food	their
---	------------	------	-------	-------	------	-------

	READ & ANSWER	<ol style="list-style-type: none"> 1. Who has no food? _____ and his _____ have no food. 2. What does Jack try to sell? He tries to sell the _____. 3. What does mom want to buy? Mom wants to buy _____. 4. What did Jack come back with? Jack came back with _____. 5. How does Jack feel? Jack feels _____.
---	---------------	---





MONDAY

	LOOK & SAY	walk	under	drink	food	their
	SOUND OUT	star	start	sharp	shark	
		dark	card	sharpen	darken	
	★	I see the <u>star</u> in the <u>dark</u> .				
	READ	I will <u>start</u> to <u>sharpen</u> the <u>dark</u> <u>crayon</u> . Will you <u>start</u> to <u>sharpen</u> the <u>dark</u> <u>crayon</u> ? Where is the <u>dark</u> <u>crayon</u> that I want to <u>sharpen</u> ?				


TUESDAY





	WRITE	Copy the  and  words from Monday into your exercise books.				
---	-------	--	--	--	--	--

WEDNESDAY


	LOOK & SAY	walk	under	drink	food	their
	SOUND OUT	star	start	sharp	shark	
		dark	card	sharpen	darken	
	★	I see a <u>star</u> on the <u>card</u> .				
	READ	Who has a crayon? Who has a <u>dark</u> , <u>sharp</u> crayon for my <u>card</u> ? Who has a <u>star</u> ? Who has a big, red <u>star</u> for my <u>card</u> ?				


THURSDAY

	LOOK & SAY	walk	under	drink	food	their
---	------------	------	-------	-------	------	-------





	READ	<div style="display: flex; justify-content: space-around; align-items: flex-start;"> <div style="text-align: center;">  </div> <div style="text-align: center;">  <p>cow</p> </div> <div style="text-align: center;">  <p>beans</p> </div> </div> <p>Jack and his mom have no food. Jack will try to sell the cow because his mom wants to buy food. Jack came back with no cow. He had beans. His mom was not happy because they still had no food. Jack goes to bed with no food. Jack is sad. Jack wants food.</p>
---	------	---

FRIDAY




	LOOK & SAY	walk	under	drink	food	their
---	------------	------	-------	-------	------	-------

	READ & ANSWER	<ol style="list-style-type: none"> 1. Who has no food? _____ and his _____ have no food. 2. What does Jack try to sell? He tries to sell the _____. 3. What does mom want to buy? Mom wants to buy _____. 4. What did Jack come back with? Jack came back with _____. 5. How does Jack feel? Jack feels _____.
---	---------------	---





MONDAY

	LOOK & SAY	walk	under	drink	food	their
	SOUND OUT	star	start	sharp	shark	
		dark	card	sharpen	darken	
	★	I see the <u>star</u> in the <u>dark</u> .				
	READ	I will <u>start</u> to <u>sharpen</u> the <u>dark</u> <u>crayon</u> . Will you <u>start</u> to <u>sharpen</u> the <u>dark</u> <u>crayon</u> ? Where is the <u>dark</u> <u>crayon</u> that I want to <u>sharpen</u> ?				


TUESDAY






	WRITE	Copy the  and  words from Monday into your exercise books.				
---	-------	--	--	--	--	--

WEDNESDAY


	LOOK & SAY	walk	under	drink	food	their
	SOUND OUT	star	start	sharp	shark	
		dark	card	sharpen	darken	
	★	I see a <u>star</u> on the <u>card</u> .				
	READ	Who has a crayon? Who has a <u>dark</u> , <u>sharp</u> crayon for my <u>card</u> ? Who has a <u>star</u> ? Who has a big, red <u>star</u> for my <u>card</u> ?				


THURSDAY

	LOOK & SAY	walk	under	drink	food	their
---	------------	------	-------	-------	------	-------





 	READ		 cow	 beans
		<p>Jack and his mom have no food. Jack will try to sell the cow because his mom wants to buy food. Jack came back with no cow. He had beans. His mom was not happy because they still had no food. Jack goes to bed with no food. Jack is sad. Jack wants food.</p>		

FRIDAY




	LOOK & SAY	walk	under	drink	food	their
---	------------	------	-------	-------	------	-------

	READ & ANSWER	<p>1. Who has no food? _____ and his _____ have no food.</p> <p>2. What does Jack try to sell? He tries to sell the _____.</p> <p>3. What does mom want to buy? Mom wants to buy _____.</p> <p>4. What did Jack come back with? Jack came back with _____.</p> <p>5. How does Jack feel? Jack feels _____.</p>
---	---------------	---





MONDAY

	LOOK & SAY	walk	under	drink	food	their
	SOUND OUT	star	start	sharp	shark	
		dark	card	sharpen	darken	
	★	I see the <u>star</u> in the <u>dark</u> .				
	READ	I will <u>start</u> to <u>sharpen</u> the <u>dark</u> <u>crayon</u> . Will you <u>start</u> to <u>sharpen</u> the <u>dark</u> <u>crayon</u> ? Where is the <u>dark</u> <u>crayon</u> that I want to <u>sharpen</u> ?				


TUESDAY






	WRITE	Copy the  and  words from Monday into your exercise books.				
---	-------	--	--	--	--	--

WEDNESDAY


	LOOK & SAY	walk	under	drink	food	their
	SOUND OUT	star	start	sharp	shark	
		dark	card	sharpen	darken	
	★	I see a <u>star</u> on the <u>card</u> .				
	READ	Who has a crayon? Who has a <u>dark</u> , <u>sharp</u> crayon for my <u>card</u> ? Who has a <u>star</u> ? Who has a big, red <u>star</u> for my <u>card</u> ?				


THURSDAY

	LOOK & SAY	walk	under	drink	food	their
---	------------	------	-------	-------	------	-------





 	READ		 cow	 beans
		<p>Jack and his mom have no food. Jack will try to sell the cow because his mom wants to buy food. Jack came back with no cow. He had beans. His mom was not happy because they still had no food. Jack goes to bed with no food. Jack is sad. Jack wants food.</p>		

FRIDAY




	LOOK & SAY	walk	under	drink	food	their
---	------------	------	-------	-------	------	-------

	READ & ANSWER	<p>1. Who has no food? _____ and his _____ have no food.</p> <p>2. What does Jack try to sell? He tries to sell the _____.</p> <p>3. What does mom want to buy? Mom wants to buy _____.</p> <p>4. What did Jack come back with? Jack came back with _____.</p> <p>5. How does Jack feel? Jack feels _____.</p>
---	---------------	---





MONDAY

	LOOK & SAY	walk	under	drink	food	their
	SOUND OUT	star	start	sharp	shark	
		dark	card	sharpen	darken	
	★	I see the <u>star</u> in the <u>dark</u> .				
	READ	I will <u>start</u> to <u>sharpen</u> the <u>dark</u> <u>crayon</u> . Will you <u>start</u> to <u>sharpen</u> the <u>dark</u> <u>crayon</u> ? Where is the <u>dark</u> <u>crayon</u> that I want to <u>sharpen</u> ?				


TUESDAY





	WRITE	Copy the  and  words from Monday into your exercise books.				
---	-------	--	--	--	--	--

WEDNESDAY


	LOOK & SAY	walk	under	drink	food	their
	SOUND OUT	star	start	sharp	shark	
		dark	card	sharpen	darken	
	★	I see a <u>star</u> on the <u>card</u> .				
	READ	Who has a crayon? Who has a <u>dark</u> , <u>sharp</u> crayon for my <u>card</u> ? Who has a <u>star</u> ? Who has a big, red <u>star</u> for my <u>card</u> ?				


THURSDAY

	LOOK & SAY	walk	under	drink	food	their
---	------------	------	-------	-------	------	-------





	READ	  cow  beans <p>Jack and his mom have no food. Jack will try to sell the cow because his mom wants to buy food. Jack came back with no cow. He had beans. His mom was not happy because they still had no food. Jack goes to bed with no food. Jack is sad. Jack wants food.</p>
---	------	--

FRIDAY




	LOOK & SAY	walk	under	drink	food	their
---	------------	------	-------	-------	------	-------

	READ & ANSWER	<ol style="list-style-type: none"> Who has no food? _____ and his _____ have no food. What does Jack try to sell? He tries to sell the _____. What does mom want to buy? Mom wants to buy _____. What did Jack come back with? Jack came back with _____. How does Jack feel? Jack feels _____.
---	---------------	--





MONDAY

	LOOK & SAY	walk	under	drink	food	their
	SOUND OUT	star	start	sharp	shark	
		dark	card	sharpen	darken	
	★	I see the <u>star</u> in the <u>dark</u> .				
	READ	I will <u>start</u> to <u>sharpen</u> the <u>dark</u> <u>crayon</u> . Will you <u>start</u> to <u>sharpen</u> the <u>dark</u> <u>crayon</u> ? Where is the <u>dark</u> <u>crayon</u> that I want to <u>sharpen</u> ?				


TUESDAY






	WRITE	Copy the  and  words from Monday into your exercise books.				
---	-------	--	--	--	--	--

WEDNESDAY


	LOOK & SAY	walk	under	drink	food	their
	SOUND OUT	star	start	sharp	shark	
		dark	card	sharpen	darken	
	★	I see a <u>star</u> on the <u>card</u> .				
	READ	Who has a crayon? Who has a <u>dark</u> , <u>sharp</u> crayon for my <u>card</u> ? Who has a <u>star</u> ? Who has a big, red <u>star</u> for my <u>card</u> ?				


THURSDAY

	LOOK & SAY	walk	under	drink	food	their
---	------------	------	-------	-------	------	-------





 	READ		 cow	 beans
		<p>Jack and his mom have no food. Jack will try to sell the cow because his mom wants to buy food. Jack came back with no cow. He had beans. His mom was not happy because they still had no food. Jack goes to bed with no food. Jack is sad. Jack wants food.</p>		

FRIDAY




	LOOK & SAY	walk	under	drink	food	their
---	------------	------	-------	-------	------	-------

	READ & ANSWER	<p>1. Who has no food? _____ and his _____ have no food.</p> <p>2. What does Jack try to sell? He tries to sell the _____.</p> <p>3. What does mom want to buy? Mom wants to buy _____.</p> <p>4. What did Jack come back with? Jack came back with _____.</p> <p>5. How does Jack feel? Jack feels _____.</p>
---	---------------	---





MONDAY

	LOOK & SAY	walk	under	drink	food	their
	SOUND OUT	star	start	sharp	shark	
		dark	card	sharpen	darken	
	★	I see the <u>star</u> in the <u>dark</u> .				
	READ	I will <u>start</u> to <u>sharpen</u> the <u>dark</u> <u>crayon</u> . Will you <u>start</u> to <u>sharpen</u> the <u>dark</u> <u>crayon</u> ? Where is the <u>dark</u> <u>crayon</u> that I want to <u>sharpen</u> ?				


TUESDAY






	WRITE	Copy the  and  words from Monday into your exercise books.				
---	-------	--	--	--	--	--

WEDNESDAY


	LOOK & SAY	walk	under	drink	food	their
	SOUND OUT	star	start	sharp	shark	
		dark	card	sharpen	darken	
	★	I see a <u>star</u> on the <u>card</u> .				
	READ	Who has a crayon? Who has a <u>dark</u> , <u>sharp</u> crayon for my <u>card</u> ? Who has a <u>star</u> ? Who has a big, red <u>star</u> for my <u>card</u> ?				


THURSDAY

	LOOK & SAY	walk	under	drink	food	their
---	------------	------	-------	-------	------	-------





 	READ		 cow	 beans
		<p>Jack and his mom have no food. Jack will try to sell the cow because his mom wants to buy food. Jack came back with no cow. He had beans. His mom was not happy because they still had no food. Jack goes to bed with no food. Jack is sad. Jack wants food.</p>		

FRIDAY




	LOOK & SAY	walk	under	drink	food	their
---	------------	------	-------	-------	------	-------

	READ & ANSWER	<p>1. Who has no food? _____ and his _____ have no food.</p> <p>2. What does Jack try to sell? He tries to sell the _____.</p> <p>3. What does mom want to buy? Mom wants to buy _____.</p> <p>4. What did Jack come back with? Jack came back with _____.</p> <p>5. How does Jack feel? Jack feels _____.</p>
---	---------------	---





MONDAY

	LOOK & SAY	walk	under	drink	food	their
	SOUND OUT	star	start	sharp	shark	
		dark	card	sharpen	darken	
	★	I see the <u>star</u> in the <u>dark</u> .				
	READ	I will <u>start</u> to <u>sharpen</u> the <u>dark</u> <u>crayon</u> . Will you <u>start</u> to <u>sharpen</u> the <u>dark</u> <u>crayon</u> ? Where is the <u>dark</u> <u>crayon</u> that I want to <u>sharpen</u> ?				


TUESDAY






	WRITE	Copy the  and  words from Monday into your exercise books.				
---	-------	--	--	--	--	--

WEDNESDAY


	LOOK & SAY	walk	under	drink	food	their
	SOUND OUT	star	start	sharp	shark	
		dark	card	sharpen	darken	
	★	I see a <u>star</u> on the <u>card</u> .				
	READ	Who has a crayon? Who has a <u>dark</u> , <u>sharp</u> crayon for my <u>card</u> ? Who has a <u>star</u> ? Who has a big, red <u>star</u> for my <u>card</u> ?				


THURSDAY

	LOOK & SAY	walk	under	drink	food	their
---	------------	------	-------	-------	------	-------





 	READ		 cow	 beans
		<p>Jack and his mom have no food. Jack will try to sell the cow because his mom wants to buy food. Jack came back with no cow. He had beans. His mom was not happy because they still had no food. Jack goes to bed with no food. Jack is sad. Jack wants food.</p>		

FRIDAY




	LOOK & SAY	walk	under	drink	food	their
---	------------	------	-------	-------	------	-------

	READ & ANSWER	<p>1. Who has no food? _____ and his _____ have no food.</p> <p>2. What does Jack try to sell? He tries to sell the _____.</p> <p>3. What does mom want to buy? Mom wants to buy _____.</p> <p>4. What did Jack come back with? Jack came back with _____.</p> <p>5. How does Jack feel? Jack feels _____.</p>
---	---------------	---





MONDAY

	LOOK & SAY	walk	under	drink	food	their
	SOUND OUT	star	start	sharp	shark	
		dark	card	sharpen	darken	
	★	I see the <u>star</u> in the <u>dark</u> .				
	READ	I will <u>start</u> to <u>sharpen</u> the <u>dark</u> <u>crayon</u> . Will you <u>start</u> to <u>sharpen</u> the <u>dark</u> <u>crayon</u> ? Where is the <u>dark</u> <u>crayon</u> that I want to <u>sharpen</u> ?				


TUESDAY





	WRITE	Copy the  and  words from Monday into your exercise books.				
---	-------	--	--	--	--	--

WEDNESDAY


	LOOK & SAY	walk	under	drink	food	their
	SOUND OUT	star	start	sharp	shark	
		dark	card	sharpen	darken	
	★	I see a <u>star</u> on the <u>card</u> .				
	READ	Who has a crayon? Who has a <u>dark</u> , <u>sharp</u> crayon for my <u>card</u> ? Who has a <u>star</u> ? Who has a big, red <u>star</u> for my <u>card</u> ?				


THURSDAY

	LOOK & SAY	walk	under	drink	food	their
---	------------	------	-------	-------	------	-------





	READ	<div style="display: flex; justify-content: space-around; align-items: flex-start;"> <div style="text-align: center;">  </div> <div style="text-align: center;">  <p>cow</p> </div> <div style="text-align: center;">  <p>beans</p> </div> </div> <p>Jack and his mom have no food. Jack will try to sell the cow because his mom wants to buy food. Jack came back with no cow. He had beans. His mom was not happy because they still had no food. Jack goes to bed with no food. Jack is sad. Jack wants food.</p>
---	------	---

FRIDAY



	LOOK & SAY	walk	under	drink	food	their
---	------------	------	-------	-------	------	-------

	READ & ANSWER	<ol style="list-style-type: none"> 1. Who has no food? _____ and his _____ have no food. 2. What does Jack try to sell? He tries to sell the _____. 3. What does mom want to buy? Mom wants to buy _____. 4. What did Jack come back with? Jack came back with _____. 5. How does Jack feel? Jack feels _____.
---	---------------	---





MONDAY

	LOOK & SAY	walk	under	drink	food	their
	SOUND OUT	star	start	sharp	shark	
		dark	card	sharpen	darken	
	★	I see the <u>star</u> in the <u>dark</u> .				
	READ	I will <u>start</u> to <u>sharpen</u> the <u>dark</u> <u>crayon</u> . Will you <u>start</u> to <u>sharpen</u> the <u>dark</u> <u>crayon</u> ? Where is the <u>dark</u> <u>crayon</u> that I want to <u>sharpen</u> ?				


TUESDAY






	WRITE	Copy the  and  words from Monday into your exercise books.				
---	-------	--	--	--	--	--

WEDNESDAY


	LOOK & SAY	walk	under	drink	food	their
	SOUND OUT	star	start	sharp	shark	
		dark	card	sharpen	darken	
	★	I see a <u>star</u> on the <u>card</u> .				
	READ	Who has a crayon? Who has a <u>dark</u> , <u>sharp</u> crayon for my <u>card</u> ? Who has a <u>star</u> ? Who has a big, red <u>star</u> for my <u>card</u> ?				


THURSDAY

	LOOK & SAY	walk	under	drink	food	their
---	------------	------	-------	-------	------	-------





 	READ		 cow	 beans
		<p>Jack and his mom have no food. Jack will try to sell the cow because his mom wants to buy food. Jack came back with no cow. He had beans. His mom was not happy because they still had no food. Jack goes to bed with no food. Jack is sad. Jack wants food.</p>		

FRIDAY




	LOOK & SAY	walk	under	drink	food	their
---	------------	------	-------	-------	------	-------

	READ & ANSWER	<p>1. Who has no food? _____ and his _____ have no food.</p> <p>2. What does Jack try to sell? He tries to sell the _____.</p> <p>3. What does mom want to buy? Mom wants to buy _____.</p> <p>4. What did Jack come back with? Jack came back with _____.</p> <p>5. How does Jack feel? Jack feels _____.</p>
---	---------------	---





MONDAY

	LOOK & SAY	walk	under	drink	food	their
	SOUND OUT	star	start	sharp	shark	
		dark	card	sharpen	darken	
	★	I see the <u>star</u> in the <u>dark</u> .				
	READ	I will <u>start</u> to <u>sharpen</u> the <u>dark</u> <u>crayon</u> . Will you <u>start</u> to <u>sharpen</u> the <u>dark</u> <u>crayon</u> ? Where is the <u>dark</u> <u>crayon</u> that I want to <u>sharpen</u> ?				


TUESDAY





	WRITE	Copy the  and  words from Monday into your exercise books.				
---	-------	--	--	--	--	--

WEDNESDAY


	LOOK & SAY	walk	under	drink	food	their
	SOUND OUT	star	start	sharp	shark	
		dark	card	sharpen	darken	
	★	I see a <u>star</u> on the <u>card</u> .				
	READ	Who has a crayon? Who has a <u>dark</u> , <u>sharp</u> crayon for my <u>card</u> ? Who has a <u>star</u> ? Who has a big, red <u>star</u> for my <u>card</u> ?				


THURSDAY

	LOOK & SAY	walk	under	drink	food	their
---	------------	------	-------	-------	------	-------





	READ	<div style="display: flex; justify-content: space-around; align-items: flex-start;"> <div style="text-align: center;">  </div> <div style="text-align: center;">  <p>cow</p> </div> <div style="text-align: center;">  <p>beans</p> </div> </div> <p>Jack and his mom have no food. Jack will try to sell the cow because his mom wants to buy food. Jack came back with no cow. He had beans. His mom was not happy because they still had no food. Jack goes to bed with no food. Jack is sad. Jack wants food.</p>
---	------	---

FRIDAY




	LOOK & SAY	walk	under	drink	food	their
---	------------	------	-------	-------	------	-------

	READ & ANSWER	<ol style="list-style-type: none"> 1. Who has no food? _____ and his _____ have no food. 2. What does Jack try to sell? He tries to sell the _____. 3. What does mom want to buy? Mom wants to buy _____. 4. What did Jack come back with? Jack came back with _____. 5. How does Jack feel? Jack feels _____.
---	---------------	---





MONDAY

	LOOK & SAY	walk	under	drink	food	their
	SOUND OUT	star	start	sharp	shark	
		dark	card	sharpen	darken	
	★	I see the <u>star</u> in the <u>dark</u> .				
	READ	I will <u>start</u> to <u>sharpen</u> the <u>dark</u> <u>crayon</u> . Will you <u>start</u> to <u>sharpen</u> the <u>dark</u> <u>crayon</u> ? Where is the <u>dark</u> <u>crayon</u> that I want to <u>sharpen</u> ?				


TUESDAY





	WRITE	Copy the  and  words from Monday into your exercise books.				
---	-------	--	--	--	--	--

WEDNESDAY


	LOOK & SAY	walk	under	drink	food	their
	SOUND OUT	star	start	sharp	shark	
		dark	card	sharpen	darken	
	★	I see a <u>star</u> on the <u>card</u> .				
	READ	Who has a crayon? Who has a <u>dark</u> , <u>sharp</u> crayon for my <u>card</u> ? Who has a <u>star</u> ? Who has a big, red <u>star</u> for my <u>card</u> ?				


THURSDAY

	LOOK & SAY	walk	under	drink	food	their
---	------------	------	-------	-------	------	-------





	READ	<div style="display: flex; justify-content: space-around; align-items: flex-start;"> <div style="text-align: center;">  </div> <div style="text-align: center;">  <p>cow</p> </div> <div style="text-align: center;">  <p>beans</p> </div> </div> <p>Jack and his mom have no food. Jack will try to sell the cow because his mom wants to buy food. Jack came back with no cow. He had beans. His mom was not happy because they still had no food. Jack goes to bed with no food. Jack is sad. Jack wants food.</p>
---	------	---

FRIDAY




	LOOK & SAY	walk	under	drink	food	their
---	------------	------	-------	-------	------	-------

	READ & ANSWER	<ol style="list-style-type: none"> 1. Who has no food? _____ and his _____ have no food. 2. What does Jack try to sell? He tries to sell the _____. 3. What does mom want to buy? Mom wants to buy _____. 4. What did Jack come back with? Jack came back with _____. 5. How does Jack feel? Jack feels _____.
---	---------------	---





MONDAY

	LOOK & SAY	walk	under	drink	food	their
	SOUND OUT	star	start	sharp	shark	
		dark	card	sharpen	darken	
	★	I see the <u>star</u> in the <u>dark</u> .				
	READ	I will <u>start</u> to <u>sharpen</u> the <u>dark</u> <u>crayon</u> . Will you <u>start</u> to <u>sharpen</u> the <u>dark</u> <u>crayon</u> ? Where is the <u>dark</u> <u>crayon</u> that I want to <u>sharpen</u> ?				


TUESDAY






	WRITE	Copy the  and  words from Monday into your exercise books.				
---	-------	--	--	--	--	--

WEDNESDAY


	LOOK & SAY	walk	under	drink	food	their
	SOUND OUT	star	start	sharp	shark	
		dark	card	sharpen	darken	
	★	I see a <u>star</u> on the <u>card</u> .				
	READ	Who has a crayon? Who has a <u>dark</u> , <u>sharp</u> crayon for my <u>card</u> ? Who has a <u>star</u> ? Who has a big, red <u>star</u> for my <u>card</u> ?				


THURSDAY

	LOOK & SAY	walk	under	drink	food	their
---	------------	------	-------	-------	------	-------





 	READ		 cow	 beans
		<p>Jack and his mom have no food. Jack will try to sell the cow because his mom wants to buy food. Jack came back with no cow. He had beans. His mom was not happy because they still had no food. Jack goes to bed with no food. Jack is sad. Jack wants food.</p>		

FRIDAY




	LOOK & SAY	walk	under	drink	food	their
---	------------	------	-------	-------	------	-------

	READ & ANSWER	<p>1. Who has no food? _____ and his _____ have no food.</p> <p>2. What does Jack try to sell? He tries to sell the _____.</p> <p>3. What does mom want to buy? Mom wants to buy _____.</p> <p>4. What did Jack come back with? Jack came back with _____.</p> <p>5. How does Jack feel? Jack feels _____.</p>
---	---------------	---





MONDAY

	LOOK & SAY	walk	under	drink	food	their
	SOUND OUT	star	start	sharp	shark	
		dark	card	sharpen	darken	
	★	I see the <u>star</u> in the <u>dark</u> .				
	READ	I will <u>start</u> to <u>sharpen</u> the <u>dark</u> <u>crayon</u> . Will you <u>start</u> to <u>sharpen</u> the <u>dark</u> <u>crayon</u> ? Where is the <u>dark</u> <u>crayon</u> that I want to <u>sharpen</u> ?				


TUESDAY






	WRITE	Copy the  and  words from Monday into your exercise books.				
---	-------	--	--	--	--	--

WEDNESDAY


	LOOK & SAY	walk	under	drink	food	their
	SOUND OUT	star	start	sharp	shark	
		dark	card	sharpen	darken	
	★	I see a <u>star</u> on the <u>card</u> .				
	READ	Who has a crayon? Who has a <u>dark</u> , <u>sharp</u> crayon for my <u>card</u> ? Who has a <u>star</u> ? Who has a big, red <u>star</u> for my <u>card</u> ?				


THURSDAY

	LOOK & SAY	walk	under	drink	food	their
---	------------	------	-------	-------	------	-------





 	READ		 cow	 beans
		<p>Jack and his mom have no food. Jack will try to sell the cow because his mom wants to buy food. Jack came back with no cow. He had beans. His mom was not happy because they still had no food. Jack goes to bed with no food. Jack is sad. Jack wants food.</p>		

FRIDAY




	LOOK & SAY	walk	under	drink	food	their
---	------------	------	-------	-------	------	-------

	READ & ANSWER	<p>1. Who has no food? _____ and his _____ have no food.</p> <p>2. What does Jack try to sell? He tries to sell the _____.</p> <p>3. What does mom want to buy? Mom wants to buy _____.</p> <p>4. What did Jack come back with? Jack came back with _____.</p> <p>5. How does Jack feel? Jack feels _____.</p>
---	---------------	---





MONDAY

	LOOK & SAY	walk	under	drink	food	their
	SOUND OUT	star	start	sharp	shark	
		dark	card	sharpen	darken	
	★	I see the <u>star</u> in the <u>dark</u> .				
	READ	I will <u>start</u> to <u>sharpen</u> the <u>dark</u> <u>crayon</u> . Will you <u>start</u> to <u>sharpen</u> the <u>dark</u> <u>crayon</u> ? Where is the <u>dark</u> <u>crayon</u> that I want to <u>sharpen</u> ?				


TUESDAY





	WRITE	Copy the  and  words from Monday into your exercise books.				
---	-------	--	--	--	--	--

WEDNESDAY


	LOOK & SAY	walk	under	drink	food	their
	SOUND OUT	star	start	sharp	shark	
		dark	card	sharpen	darken	
	★	I see a <u>star</u> on the <u>card</u> .				
	READ	Who has a crayon? Who has a <u>dark</u> , <u>sharp</u> crayon for my <u>card</u> ? Who has a <u>star</u> ? Who has a big, red <u>star</u> for my <u>card</u> ?				


THURSDAY

	LOOK & SAY	walk	under	drink	food	their
---	------------	------	-------	-------	------	-------





	READ	<div style="display: flex; justify-content: space-around; align-items: center;">  <div style="text-align: center;">  cow </div> <div style="text-align: center;">  beans </div> </div> <p>Jack and his mom have no food. Jack will try to sell the cow because his mom wants to buy food. Jack came back with no cow. He had beans. His mom was not happy because they still had no food. Jack goes to bed with no food. Jack is sad. Jack wants food.</p>
---	------	--

FRIDAY




	LOOK & SAY	walk	under	drink	food	their
---	------------	------	-------	-------	------	-------

	READ & ANSWER	<ol style="list-style-type: none"> 1. Who has no food? _____ and his _____ have no food. 2. What does Jack try to sell? He tries to sell the _____. 3. What does mom want to buy? Mom wants to buy _____. 4. What did Jack come back with? Jack came back with _____. 5. How does Jack feel? Jack feels _____.
---	---------------	---





MONDAY

	LOOK & SAY	walk	under	drink	food	their
	SOUND OUT	star	start	sharp	shark	
		dark	card	sharpen	darken	
	★	I see the <u>star</u> in the <u>dark</u> .				
	READ	I will <u>start</u> to <u>sharpen</u> the <u>dark</u> <u>crayon</u> . Will you <u>start</u> to <u>sharpen</u> the <u>dark</u> <u>crayon</u> ? Where is the <u>dark</u> <u>crayon</u> that I want to <u>sharpen</u> ?				


TUESDAY





	WRITE	Copy the  and  words from Monday into your exercise books.				
---	-------	--	--	--	--	--

WEDNESDAY


	LOOK & SAY	walk	under	drink	food	their
	SOUND OUT	star	start	sharp	shark	
		dark	card	sharpen	darken	
	★	I see a <u>star</u> on the <u>card</u> .				
	READ	Who has a crayon? Who has a <u>dark</u> , <u>sharp</u> crayon for my <u>card</u> ? Who has a <u>star</u> ? Who has a big, red <u>star</u> for my <u>card</u> ?				


THURSDAY

	LOOK & SAY	walk	under	drink	food	their
---	------------	------	-------	-------	------	-------





	READ	  cow  beans <p>Jack and his mom have no food. Jack will try to sell the cow because his mom wants to buy food. Jack came back with no cow. He had beans. His mom was not happy because they still had no food. Jack goes to bed with no food. Jack is sad. Jack wants food.</p>
---	------	--

FRIDAY




	LOOK & SAY	walk	under	drink	food	their
---	------------	------	-------	-------	------	-------

	READ & ANSWER	<ol style="list-style-type: none"> Who has no food? _____ and his _____ have no food. What does Jack try to sell? He tries to sell the _____. What does mom want to buy? Mom wants to buy _____. What did Jack come back with? Jack came back with _____. How does Jack feel? Jack feels _____.
---	---------------	--





MONDAY

	LOOK & SAY	walk	under	drink	food	their
	SOUND OUT	star	start	sharp	shark	
		dark	card	sharpen	darken	
	★	I see the <u>star</u> in the <u>dark</u> .				
	READ	I will <u>start</u> to <u>sharpen</u> the <u>dark</u> <u>crayon</u> . Will you <u>start</u> to <u>sharpen</u> the <u>dark</u> <u>crayon</u> ? Where is the <u>dark</u> <u>crayon</u> that I want to <u>sharpen</u> ?				


TUESDAY





	WRITE	Copy the  and  words from Monday into your exercise books.				
---	-------	--	--	--	--	--

WEDNESDAY


	LOOK & SAY	walk	under	drink	food	their
	SOUND OUT	star	start	sharp	shark	
		dark	card	sharpen	darken	
	★	I see a <u>star</u> on the <u>card</u> .				
	READ	Who has a crayon? Who has a <u>dark</u> , <u>sharp</u> crayon for my <u>card</u> ? Who has a <u>star</u> ? Who has a big, red <u>star</u> for my <u>card</u> ?				


THURSDAY

	LOOK & SAY	walk	under	drink	food	their
---	------------	------	-------	-------	------	-------





	READ	<div style="display: flex; justify-content: space-around; align-items: flex-start;"> <div style="text-align: center;">  </div> <div style="text-align: center;">  cow </div> <div style="text-align: center;">  beans </div> </div> <p>Jack and his mom have no food. Jack will try to sell the cow because his mom wants to buy food. Jack came back with no cow. He had beans. His mom was not happy because they still had no food. Jack goes to bed with no food. Jack is sad. Jack wants food.</p>
---	------	---

FRIDAY




	LOOK & SAY	walk	under	drink	food	their
---	------------	------	-------	-------	------	-------

	READ & ANSWER	<ol style="list-style-type: none"> 1. Who has no food? _____ and his _____ have no food. 2. What does Jack try to sell? He tries to sell the _____. 3. What does mom want to buy? Mom wants to buy _____. 4. What did Jack come back with? Jack came back with _____. 5. How does Jack feel? Jack feels _____.
---	---------------	---





MONDAY

	LOOK & SAY	walk	under	drink	food	their
	SOUND OUT	star	start	sharp	shark	
		dark	card	sharpen	darken	
	★	I see the <u>star</u> in the <u>dark</u> .				
	READ	I will <u>start</u> to <u>sharpen</u> the <u>dark</u> <u>crayon</u> . Will you <u>start</u> to <u>sharpen</u> the <u>dark</u> <u>crayon</u> ? Where is the <u>dark</u> <u>crayon</u> that I want to <u>sharpen</u> ?				


TUESDAY






	WRITE	Copy the  and  words from Monday into your exercise books.				
---	-------	--	--	--	--	--

WEDNESDAY


	LOOK & SAY	walk	under	drink	food	their
	SOUND OUT	star	start	sharp	shark	
		dark	card	sharpen	darken	
	★	I see a <u>star</u> on the <u>card</u> .				
	READ	Who has a crayon? Who has a <u>dark</u> , <u>sharp</u> crayon for my <u>card</u> ? Who has a <u>star</u> ? Who has a big, red <u>star</u> for my <u>card</u> ?				


THURSDAY

	LOOK & SAY	walk	under	drink	food	their
---	------------	------	-------	-------	------	-------





 	READ	<div style="display: flex; justify-content: space-around; align-items: center;">  <div style="text-align: center;">  cow </div> <div style="text-align: center;">  beans </div> </div> <p>Jack and his mom have no food. Jack will try to sell the cow because his mom wants to buy food. Jack came back with no cow. He had beans. His mom was not happy because they still had no food. Jack goes to bed with no food. Jack is sad. Jack wants food.</p>
--	------	--

FRIDAY

	LOOK & SAY	walk	under	drink	food	their
---	------------	------	-------	-------	------	-------

	READ & ANSWER	<ol style="list-style-type: none"> 1. Who has no food? _____ and his _____ have no food. 2. What does Jack try to sell? He tries to sell the _____. 3. What does mom want to buy? Mom wants to buy _____. 4. What did Jack come back with? Jack came back with _____. 5. How does Jack feel? Jack feels _____.
---	---------------	--





MONDAY

	LOOK & SAY	best	make	next	money	buy
	SOUND OUT	proud	try	catch	fetch	
		stay	card	crayon	sharp	
	★	I will <u>try</u> to <u>fetch</u> the <u>crayon</u> .				
	READ	I will <u>try</u> to make the <u>best</u> card for my mom. She will be <u>proud</u> of the <u>card</u> . I will not buy a <u>card</u> with money.				

TUESDAY

	WRITE	Copy the  and  words from Monday into your exercise books.				
---	-------	--	--	--	--	--



WEDNESDAY

	LOOK & SAY	best	make	next	money	buy
	SOUND OUT	proud	try	catch	fetch	
		stay	card	crayon	sharp	
	★	I am <u>proud</u> of my <u>card</u> .				
	READ	The <u>crayon</u> is <u>sharp</u> . I will <u>try</u> to <u>catch</u> the <u>sharp</u> <u>crayon</u> . I will be <u>proud</u> . I will be <u>proud</u> if I <u>catch</u> the <u>sharp</u> <u>crayon</u> .				





THURSDAY

	LOOK & SAY	best	make	next	money	buy
 	READ	 <p>Jack and mom have no money to buy food. Where will they get money from? Jack will go up. Jack will go up the beanstalk to <u>fetch</u> money. Jack finds a chicken. Mom is proud. Jack is happy. Jack and mom have money. Jack and mom have money to buy food.</p>  beanstalk  chicken				

FRIDAY

	LOOK & SAY	best	make	next	money	buy
	READ & ANSWER	<ol style="list-style-type: none"> Who has no money? _____ and _____ have no money. Where does Jack go? Jack goes _____. Why does Jack go up the beanstalk? He goes up the beanstalk to _____. How does mom feel in the end? Mom feels _____ in the end. How does Jack feel in the end? Jack feels _____ in the end. 				





MONDAY

	LOOK & SAY	best	make	next	money	buy
	SOUND OUT	proud	try	catch	fetch	
		stay	card	crayon	sharp	
	★	I will <u>try</u> to <u>fetch</u> the <u>crayon</u> .				
	READ	I will <u>try</u> to make the <u>best</u> card for my mom. She will be <u>proud</u> of the <u>card</u> . I will not buy a <u>card</u> with money.				

TUESDAY

	WRITE	Copy the  and  words from Monday into your exercise books.				
---	-------	--	--	--	--	--



WEDNESDAY

	LOOK & SAY	best	make	next	money	buy
	SOUND OUT	proud	try	catch	fetch	
		stay	card	crayon	sharp	
	★	I am <u>proud</u> of my <u>card</u> .				
	READ	The <u>crayon</u> is <u>sharp</u> . I will <u>try</u> to <u>catch</u> the <u>sharp</u> <u>crayon</u> . I will be <u>proud</u> . I will be <u>proud</u> if I <u>catch</u> the <u>sharp</u> <u>crayon</u> .				





THURSDAY

	LOOK & SAY	best	make	next	money	buy
	READ	 <p>Jack and mom have no money to buy food. Where will they get money from? Jack will go up. Jack will go up the beanstalk to <u>fetch</u> money. Jack finds a chicken. Mom is proud. Jack is happy. Jack and mom have money. Jack and mom have money to buy food.</p>  beanstalk  chicken				

FRIDAY

	LOOK & SAY	best	make	next	money	buy
	READ & ANSWER	<ol style="list-style-type: none"> Who has no money? _____ and _____ have no money. Where does Jack go? Jack goes _____. Why does Jack go up the beanstalk? He goes up the beanstalk to _____. How does mom feel in the end? Mom feels _____ in the end. How does Jack feel in the end? Jack feels _____ in the end. 				





MONDAY

	LOOK & SAY	best	make	next	money	buy
	SOUND OUT	proud	try	catch	fetch	
		stay	card	crayon	sharp	
	★	I will <u>try</u> to <u>fetch</u> the <u>crayon</u> .				
	READ	I will <u>try</u> to make the <u>best</u> card for my mom. She will be <u>proud</u> of the <u>card</u> . I will not buy a <u>card</u> with money.				

TUESDAY

	WRITE	Copy the  and  words from Monday into your exercise books.				
---	-------	--	--	--	--	--



WEDNESDAY

	LOOK & SAY	best	make	next	money	buy
	SOUND OUT	proud	try	catch	fetch	
		stay	card	crayon	sharp	
	★	I am <u>proud</u> of my <u>card</u> .				
	READ	The <u>crayon</u> is <u>sharp</u> . I will <u>try</u> to <u>catch</u> the <u>sharp</u> <u>crayon</u> . I will be <u>proud</u> . I will be <u>proud</u> if I <u>catch</u> the <u>sharp</u> <u>crayon</u> .				





THURSDAY

	LOOK & SAY	best	make	next	money	buy
 	READ	 <p>Jack and mom have no money to buy food. Where will they get money from? Jack will go up. Jack will go up the beanstalk to <u>fetch</u> money. Jack finds a chicken. Mom is proud. Jack is happy. Jack and mom have money. Jack and mom have money to buy food.</p>  beanstalk  chicken				




FRIDAY

	LOOK & SAY	best	make	next	money	buy
	READ & ANSWER	<ol style="list-style-type: none"> Who has no money? _____ and _____ have no money. Where does Jack go? Jack goes _____. Why does Jack go up the beanstalk? He goes up the beanstalk to _____. How does mom feel in the end? Mom feels _____ in the end. How does Jack feel in the end? Jack feels _____ in the end. 				





MONDAY

	LOOK & SAY	best	make	next	money	buy
	SOUND OUT	proud	try	catch	fetch	
		stay	card	crayon	sharp	
	★	I will <u>try</u> to <u>fetch</u> the <u>crayon</u> .				
	READ	I will <u>try</u> to make the <u>best</u> card for my mom. She will be <u>proud</u> of the <u>card</u> . I will not buy a <u>card</u> with money.				

TUESDAY

	WRITE	Copy the  and  words from Monday into your exercise books.				
---	-------	--	--	--	--	--



WEDNESDAY

	LOOK & SAY	best	make	next	money	buy
	SOUND OUT	proud	try	catch	fetch	
		stay	card	crayon	sharp	
	★	I am <u>proud</u> of my <u>card</u> .				
	READ	The <u>crayon</u> is <u>sharp</u> . I will <u>try</u> to <u>catch</u> the <u>sharp</u> <u>crayon</u> . I will be <u>proud</u> . I will be <u>proud</u> if I <u>catch</u> the <u>sharp</u> <u>crayon</u> .				





THURSDAY

	LOOK & SAY	best	make	next	money	buy
 	READ	 <p>Jack and mom have no money to buy food. Where will they get money from? Jack will go up. Jack will go up the beanstalk to <u>fetch</u> money. Jack finds a chicken. Mom is proud. Jack is happy. Jack and mom have money. Jack and mom have money to buy food.</p>  beanstalk  chicken				




FRIDAY

	LOOK & SAY	best	make	next	money	buy
	READ & ANSWER	<ol style="list-style-type: none"> Who has no money? _____ and _____ have no money. Where does Jack go? Jack goes _____. Why does Jack go up the beanstalk? He goes up the beanstalk to _____. How does mom feel in the end? Mom feels _____ in the end. How does Jack feel in the end? Jack feels _____ in the end. 				





MONDAY

	LOOK & SAY	best	make	next	money	buy
	SOUND OUT	proud	try	catch	fetch	
		stay	card	crayon	sharp	
	★	I will <u>try</u> to <u>fetch</u> the <u>crayon</u> .				
	READ	I will <u>try</u> to make the <u>best</u> card for my mom. She will be <u>proud</u> of the <u>card</u> . I will not buy a <u>card</u> with money.				

TUESDAY

	WRITE	Copy the  and  words from Monday into your exercise books.				
---	-------	--	--	--	--	--



WEDNESDAY

	LOOK & SAY	best	make	next	money	buy
	SOUND OUT	proud	try	catch	fetch	
		stay	card	crayon	sharp	
	★	I am <u>proud</u> of my <u>card</u> .				
	READ	The <u>crayon</u> is <u>sharp</u> . I will <u>try</u> to <u>catch</u> the <u>sharp</u> <u>crayon</u> . I will be <u>proud</u> . I will be <u>proud</u> if I <u>catch</u> the <u>sharp</u> <u>crayon</u> .				





THURSDAY

	LOOK & SAY	best	make	next	money	buy
 	READ	 <p>Jack and mom have no money to buy food. Where will they get money from? Jack will go up. Jack will go up the beanstalk to <u>fetch</u> money. Jack finds a chicken. Mom is proud. Jack is happy. Jack and mom have money. Jack and mom have money to buy food.</p>  beanstalk  chicken				

FRIDAY

	LOOK & SAY	best	make	next	money	buy
	READ & ANSWER	<ol style="list-style-type: none"> Who has no money? _____ and _____ have no money. Where does Jack go? Jack goes _____. Why does Jack go up the beanstalk? He goes up the beanstalk to _____. How does mom feel in the end? Mom feels _____ in the end. How does Jack feel in the end? Jack feels _____ in the end. 				





MONDAY

	LOOK & SAY	best	make	next	money	buy
	SOUND OUT	proud	try	catch	fetch	
		stay	card	crayon	sharp	
	★	I will <u>try</u> to <u>fetch</u> the <u>crayon</u> .				
	READ	I will <u>try</u> to make the <u>best</u> card for my mom. She will be <u>proud</u> of the <u>card</u> . I will not buy a <u>card</u> with money.				

TUESDAY

	WRITE	Copy the  and  words from Monday into your exercise books.				
---	-------	--	--	--	--	--



WEDNESDAY

	LOOK & SAY	best	make	next	money	buy
	SOUND OUT	proud	try	catch	fetch	
		stay	card	crayon	sharp	
	★	I am <u>proud</u> of my <u>card</u> .				
	READ	The <u>crayon</u> is <u>sharp</u> . I will <u>try</u> to <u>catch</u> the <u>sharp</u> <u>crayon</u> . I will be <u>proud</u> . I will be <u>proud</u> if I <u>catch</u> the <u>sharp</u> <u>crayon</u> .				





THURSDAY

	LOOK & SAY	best	make	next	money	buy
 	READ	 <p>Jack and mom have no money to buy food. Where will they get money from? Jack will go up. Jack will go up the beanstalk to <u>fetch</u> money. Jack finds a chicken. Mom is proud. Jack is happy. Jack and mom have money. Jack and mom have money to buy food.</p>  beanstalk  chicken				




FRIDAY

	LOOK & SAY	best	make	next	money	buy
	READ & ANSWER	<ol style="list-style-type: none"> Who has no money? _____ and _____ have no money. Where does Jack go? Jack goes _____. Why does Jack go up the beanstalk? He goes up the beanstalk to _____. How does mom feel in the end? Mom feels _____ in the end. How does Jack feel in the end? Jack feels _____ in the end. 				





MONDAY

	LOOK & SAY	best	make	next	money	buy
	SOUND OUT	proud	try	catch	fetch	
		stay	card	crayon	sharp	
	★	I will <u>try</u> to <u>fetch</u> the <u>crayon</u> .				
	READ	I will <u>try</u> to make the <u>best</u> card for my mom. She will be <u>proud</u> of the <u>card</u> . I will not buy a <u>card</u> with money.				

TUESDAY

	WRITE	Copy the  and  words from Monday into your exercise books.				
---	-------	--	--	--	--	--



WEDNESDAY

	LOOK & SAY	best	make	next	money	buy
	SOUND OUT	proud	try	catch	fetch	
		stay	card	crayon	sharp	
	★	I am <u>proud</u> of my <u>card</u> .				
	READ	The <u>crayon</u> is <u>sharp</u> . I will <u>try</u> to <u>catch</u> the <u>sharp</u> <u>crayon</u> . I will be <u>proud</u> . I will be <u>proud</u> if I <u>catch</u> the <u>sharp</u> <u>crayon</u> .				





THURSDAY

	LOOK & SAY	best	make	next	money	buy
 	READ	 <p>Jack and mom have no money to buy food. Where will they get money from? Jack will go up. Jack will go up the beanstalk to <u>fetch</u> money. Jack finds a chicken. Mom is proud. Jack is happy. Jack and mom have money. Jack and mom have money to buy food.</p>  beanstalk  chicken				

FRIDAY

	LOOK & SAY	best	make	next	money	buy
	READ & ANSWER	<ol style="list-style-type: none"> Who has no money? _____ and _____ have no money. Where does Jack go? Jack goes _____. Why does Jack go up the beanstalk? He goes up the beanstalk to _____. How does mom feel in the end? Mom feels _____ in the end. How does Jack feel in the end? Jack feels _____ in the end. 				





MONDAY

	LOOK & SAY	best	make	next	money	buy
	SOUND OUT	proud	try	catch	fetch	
		stay	card	crayon	sharp	
	★	I will <u>try</u> to <u>fetch</u> the <u>crayon</u> .				
	READ	I will <u>try</u> to make the <u>best</u> card for my mom. She will be <u>proud</u> of the <u>card</u> . I will not buy a <u>card</u> with money.				

TUESDAY

	WRITE	Copy the  and  words from Monday into your exercise books.				
---	-------	--	--	--	--	--



WEDNESDAY

	LOOK & SAY	best	make	next	money	buy
	SOUND OUT	proud	try	catch	fetch	
		stay	card	crayon	sharp	
	★	I am <u>proud</u> of my <u>card</u> .				
	READ	The <u>crayon</u> is <u>sharp</u> . I will <u>try</u> to <u>catch</u> the <u>sharp</u> <u>crayon</u> . I will be <u>proud</u> . I will be <u>proud</u> if I <u>catch</u> the <u>sharp</u> <u>crayon</u> .				





THURSDAY

	LOOK & SAY	best	make	next	money	buy
 	READ	 <p>Jack and mom have no money to buy food. Where will they get money from? Jack will go up. Jack will go up the beanstalk to <u>fetch</u> money. Jack finds a chicken. Mom is proud. Jack is happy. Jack and mom have money. Jack and mom have money to buy food.</p>  beanstalk  chicken				

FRIDAY

	LOOK & SAY	best	make	next	money	buy
	READ & ANSWER	<ol style="list-style-type: none"> Who has no money? _____ and _____ have no money. Where does Jack go? Jack goes _____. Why does Jack go up the beanstalk? He goes up the beanstalk to _____. How does mom feel in the end? Mom feels _____ in the end. How does Jack feel in the end? Jack feels _____ in the end. 				





MONDAY

	LOOK & SAY	best	make	next	money	buy
	SOUND OUT	proud	try	catch	fetch	
		stay	card	crayon	sharp	
	★	I will <u>try</u> to <u>fetch</u> the <u>crayon</u> .				
	READ	I will <u>try</u> to make the <u>best</u> card for my mom. She will be <u>proud</u> of the <u>card</u> . I will not buy a <u>card</u> with money.				

TUESDAY

	WRITE	Copy the  and  words from Monday into your exercise books.				
---	-------	--	--	--	--	--



WEDNESDAY

	LOOK & SAY	best	make	next	money	buy
	SOUND OUT	proud	try	catch	fetch	
		stay	card	crayon	sharp	
	★	I am <u>proud</u> of my <u>card</u> .				
	READ	The <u>crayon</u> is <u>sharp</u> . I will <u>try</u> to <u>catch</u> the <u>sharp</u> <u>crayon</u> . I will be <u>proud</u> . I will be <u>proud</u> if I <u>catch</u> the <u>sharp</u> <u>crayon</u> .				





THURSDAY

	LOOK & SAY	best	make	next	money	buy
 	READ	 <p>Jack and mom have no money to buy food. Where will they get money from? Jack will go up. Jack will go up the beanstalk to <u>fetch</u> money. Jack finds a chicken. Mom is proud. Jack is happy. Jack and mom have money. Jack and mom have money to buy food.</p>  beanstalk  chicken				




FRIDAY

	LOOK & SAY	best	make	next	money	buy
	READ & ANSWER	<ol style="list-style-type: none"> Who has no money? _____ and _____ have no money. Where does Jack go? Jack goes _____. Why does Jack go up the beanstalk? He goes up the beanstalk to _____. How does mom feel in the end? Mom feels _____ in the end. How does Jack feel in the end? Jack feels _____ in the end. 				





MONDAY

	LOOK & SAY	best	make	next	money	buy
	SOUND OUT	proud	try	catch	fetch	
		stay	card	crayon	sharp	
	★	I will <u>try</u> to <u>fetch</u> the <u>crayon</u> .				
	READ	I will <u>try</u> to make the <u>best</u> card for my mom. She will be <u>proud</u> of the <u>card</u> . I will not buy a <u>card</u> with money.				

TUESDAY

	WRITE	Copy the  and  words from Monday into your exercise books.				
---	-------	--	--	--	--	--



WEDNESDAY

	LOOK & SAY	best	make	next	money	buy
	SOUND OUT	proud	try	catch	fetch	
		stay	card	crayon	sharp	
	★	I am <u>proud</u> of my <u>card</u> .				
	READ	The <u>crayon</u> is <u>sharp</u> . I will <u>try</u> to <u>catch</u> the <u>sharp</u> <u>crayon</u> . I will be <u>proud</u> . I will be <u>proud</u> if I <u>catch</u> the <u>sharp</u> <u>crayon</u> .				





THURSDAY

	LOOK & SAY	best	make	next	money	buy
 	READ	 <p>Jack and mom have no money to buy food. Where will they get money from? Jack will go up. Jack will go up the beanstalk to <u>fetch</u> money. Jack finds a chicken. Mom is proud. Jack is happy. Jack and mom have money. Jack and mom have money to buy food.</p>  beanstalk  chicken				




FRIDAY

	LOOK & SAY	best	make	next	money	buy
	READ & ANSWER	<ol style="list-style-type: none"> Who has no money? _____ and _____ have no money. Where does Jack go? Jack goes _____. Why does Jack go up the beanstalk? He goes up the beanstalk to _____. How does mom feel in the end? Mom feels _____ in the end. How does Jack feel in the end? Jack feels _____ in the end. 				





MONDAY

	LOOK & SAY	best	make	next	money	buy
	SOUND OUT	proud	try	catch	fetch	
		stay	card	crayon	sharp	
	★	I will <u>try</u> to <u>fetch</u> the <u>crayon</u> .				
	READ	I will <u>try</u> to make the <u>best</u> card for my mom. She will be <u>proud</u> of the <u>card</u> . I will not buy a <u>card</u> with money.				

TUESDAY

	WRITE	Copy the  and  words from Monday into your exercise books.				
---	-------	--	--	--	--	--



WEDNESDAY

	LOOK & SAY	best	make	next	money	buy
	SOUND OUT	proud	try	catch	fetch	
		stay	card	crayon	sharp	
	★	I am <u>proud</u> of my <u>card</u> .				
	READ	The <u>crayon</u> is <u>sharp</u> . I will <u>try</u> to <u>catch</u> the <u>sharp</u> <u>crayon</u> . I will be <u>proud</u> . I will be <u>proud</u> if I <u>catch</u> the <u>sharp</u> <u>crayon</u> .				





THURSDAY

	LOOK & SAY	best	make	next	money	buy
 	READ	 <p>Jack and mom have no money to buy food. Where will they get money from? Jack will go up. Jack will go up the beanstalk to <u>fetch</u> money. Jack finds a chicken. Mom is proud. Jack is happy. Jack and mom have money. Jack and mom have money to buy food.</p>  beanstalk  chicken				

FRIDAY

	LOOK & SAY	best	make	next	money	buy
	READ & ANSWER	<ol style="list-style-type: none"> Who has no money? _____ and _____ have no money. Where does Jack go? Jack goes _____. Why does Jack go up the beanstalk? He goes up the beanstalk to _____. How does mom feel in the end? Mom feels _____ in the end. How does Jack feel in the end? Jack feels _____ in the end. 				





MONDAY

	LOOK & SAY	best	make	next	money	buy
	SOUND OUT	proud	try	catch	fetch	
		stay	card	crayon	sharp	
	★	I will <u>try</u> to <u>fetch</u> the <u>crayon</u> .				
	READ	I will <u>try</u> to make the <u>best</u> card for my mom. She will be <u>proud</u> of the <u>card</u> . I will not buy a <u>card</u> with money.				

TUESDAY

	WRITE	Copy the  and  words from Monday into your exercise books.				
---	-------	--	--	--	--	--



WEDNESDAY

	LOOK & SAY	best	make	next	money	buy
	SOUND OUT	proud	try	catch	fetch	
		stay	card	crayon	sharp	
	★	I am <u>proud</u> of my <u>card</u> .				
	READ	The <u>crayon</u> is <u>sharp</u> . I will <u>try</u> to <u>catch</u> the <u>sharp</u> <u>crayon</u> . I will be <u>proud</u> . I will be <u>proud</u> if I <u>catch</u> the <u>sharp</u> <u>crayon</u> .				





THURSDAY

	LOOK & SAY	best	make	next	money	buy
 	READ	 <p>Jack and mom have no money to buy food. Where will they get money from? Jack will go up. Jack will go up the beanstalk to <u>fetch</u> money. Jack finds a chicken. Mom is proud. Jack is happy. Jack and mom have money. Jack and mom have money to buy food.</p>  beanstalk  chicken				




FRIDAY

	LOOK & SAY	best	make	next	money	buy
	READ & ANSWER	<ol style="list-style-type: none"> Who has no money? _____ and _____ have no money. Where does Jack go? Jack goes _____. Why does Jack go up the beanstalk? He goes up the beanstalk to _____. How does mom feel in the end? Mom feels _____ in the end. How does Jack feel in the end? Jack feels _____ in the end. 				





MONDAY

	LOOK & SAY	best	make	next	money	buy
	SOUND OUT	proud	try	catch	fetch	
		stay	card	crayon	sharp	
	★	I will <u>try</u> to <u>fetch</u> the <u>crayon</u> .				
	READ	I will <u>try</u> to make the <u>best</u> card for my mom. She will be <u>proud</u> of the <u>card</u> . I will not buy a <u>card</u> with money.				

TUESDAY

	WRITE	Copy the  and  words from Monday into your exercise books.				
---	-------	--	--	--	--	--



WEDNESDAY

	LOOK & SAY	best	make	next	money	buy
	SOUND OUT	proud	try	catch	fetch	
		stay	card	crayon	sharp	
	★	I am <u>proud</u> of my <u>card</u> .				
	READ	The <u>crayon</u> is <u>sharp</u> . I will <u>try</u> to <u>catch</u> the <u>sharp</u> <u>crayon</u> . I will be <u>proud</u> . I will be <u>proud</u> if I <u>catch</u> the <u>sharp</u> <u>crayon</u> .				





THURSDAY

	LOOK & SAY	best	make	next	money	buy
	READ	 <p>Jack and mom have no money to buy food. Where will they get money from? Jack will go up. Jack will go up the beanstalk to <u>fetch</u> money. Jack finds a chicken. Mom is proud. Jack is happy. Jack and mom have money. Jack and mom have money to buy food.</p>  beanstalk  chicken				




FRIDAY

	LOOK & SAY	best	make	next	money	buy
	READ & ANSWER	<ol style="list-style-type: none"> Who has no money? _____ and _____ have no money. Where does Jack go? Jack goes _____. Why does Jack go up the beanstalk? He goes up the beanstalk to _____. How does mom feel in the end? Mom feels _____ in the end. How does Jack feel in the end? Jack feels _____ in the end. 				





MONDAY

	LOOK & SAY	best	make	next	money	buy
	SOUND OUT	proud	try	catch	fetch	
		stay	card	crayon	sharp	
	★	I will <u>try</u> to <u>fetch</u> the <u>crayon</u> .				
	READ	I will <u>try</u> to make the <u>best</u> card for my mom. She will be <u>proud</u> of the <u>card</u> . I will not buy a <u>card</u> with money.				

TUESDAY

	WRITE	Copy the  and  words from Monday into your exercise books.				
---	-------	--	--	--	--	--



WEDNESDAY

	LOOK & SAY	best	make	next	money	buy
	SOUND OUT	proud	try	catch	fetch	
		stay	card	crayon	sharp	
	★	I am <u>proud</u> of my <u>card</u> .				
	READ	The <u>crayon</u> is <u>sharp</u> . I will <u>try</u> to <u>catch</u> the <u>sharp</u> <u>crayon</u> . I will be <u>proud</u> . I will be <u>proud</u> if I <u>catch</u> the <u>sharp</u> <u>crayon</u> .				





THURSDAY

	LOOK & SAY	best	make	next	money	buy
 	READ	 <p>Jack and mom have no money to buy food. Where will they get money from? Jack will go up. Jack will go up the beanstalk to <u>fetch</u> money. Jack finds a chicken. Mom is proud. Jack is happy. Jack and mom have money. Jack and mom have money to buy food.</p>  beanstalk  chicken				

FRIDAY

	LOOK & SAY	best	make	next	money	buy
	READ & ANSWER	<ol style="list-style-type: none"> Who has no money? _____ and _____ have no money. Where does Jack go? Jack goes _____. Why does Jack go up the beanstalk? He goes up the beanstalk to _____. How does mom feel in the end? Mom feels _____ in the end. How does Jack feel in the end? Jack feels _____ in the end. 				





MONDAY

	LOOK & SAY	best	make	next	money	buy
	SOUND OUT	proud	try	catch	fetch	
		stay	card	crayon	sharp	
	★	I will <u>try</u> to <u>fetch</u> the <u>crayon</u> .				
	READ	I will <u>try</u> to make the <u>best</u> card for my mom. She will be <u>proud</u> of the <u>card</u> . I will not buy a <u>card</u> with money.				

TUESDAY

	WRITE	Copy the  and  words from Monday into your exercise books.				
---	-------	--	--	--	--	--



WEDNESDAY

	LOOK & SAY	best	make	next	money	buy
	SOUND OUT	proud	try	catch	fetch	
		stay	card	crayon	sharp	
	★	I am <u>proud</u> of my <u>card</u> .				
	READ	The <u>crayon</u> is <u>sharp</u> . I will <u>try</u> to <u>catch</u> the <u>sharp</u> <u>crayon</u> . I will be <u>proud</u> . I will be <u>proud</u> if I <u>catch</u> the <u>sharp</u> <u>crayon</u> .				





THURSDAY

	LOOK & SAY	best	make	next	money	buy
 	READ	 <p>Jack and mom have no money to buy food. Where will they get money from? Jack will go up. Jack will go up the beanstalk to <u>fetch</u> money. Jack finds a chicken. Mom is proud. Jack is happy. Jack and mom have money. Jack and mom have money to buy food.</p>  beanstalk  chicken				

FRIDAY

	LOOK & SAY	best	make	next	money	buy
	READ & ANSWER	<ol style="list-style-type: none"> Who has no money? _____ and _____ have no money. Where does Jack go? Jack goes _____. Why does Jack go up the beanstalk? He goes up the beanstalk to _____. How does mom feel in the end? Mom feels _____ in the end. How does Jack feel in the end? Jack feels _____ in the end. 				





MONDAY

	LOOK & SAY	best	make	next	money	buy
	SOUND OUT	proud	try	catch	fetch	
		stay	card	crayon	sharp	
	★	I will <u>try</u> to <u>fetch</u> the <u>crayon</u> .				
	READ	I will <u>try</u> to make the <u>best</u> card for my mom. She will be <u>proud</u> of the <u>card</u> . I will not buy a <u>card</u> with money.				

TUESDAY

	WRITE	Copy the  and  words from Monday into your exercise books.				
---	-------	--	--	--	--	--



WEDNESDAY

	LOOK & SAY	best	make	next	money	buy
	SOUND OUT	proud	try	catch	fetch	
		stay	card	crayon	sharp	
	★	I am <u>proud</u> of my <u>card</u> .				
	READ	The <u>crayon</u> is <u>sharp</u> . I will <u>try</u> to <u>catch</u> the <u>sharp</u> <u>crayon</u> . I will be <u>proud</u> . I will be <u>proud</u> if I <u>catch</u> the <u>sharp</u> <u>crayon</u> .				





THURSDAY

	LOOK & SAY	best	make	next	money	buy
 	READ	 <p>Jack and mom have no money to buy food. Where will they get money from? Jack will go up. Jack will go up the beanstalk to <u>fetch</u> money. Jack finds a chicken. Mom is proud. Jack is happy. Jack and mom have money. Jack and mom have money to buy food.</p>  beanstalk  chicken				




FRIDAY

	LOOK & SAY	best	make	next	money	buy
	READ & ANSWER	<ol style="list-style-type: none"> Who has no money? _____ and _____ have no money. Where does Jack go? Jack goes _____. Why does Jack go up the beanstalk? He goes up the beanstalk to _____. How does mom feel in the end? Mom feels _____ in the end. How does Jack feel in the end? Jack feels _____ in the end. 				





MONDAY

	LOOK & SAY	best	make	next	money	buy
	SOUND OUT	proud	try	catch	fetch	
		stay	card	crayon	sharp	
	★	I will <u>try</u> to <u>fetch</u> the <u>crayon</u> .				
	READ	I will <u>try</u> to make the <u>best</u> card for my mom. She will be <u>proud</u> of the <u>card</u> . I will not buy a <u>card</u> with money.				

TUESDAY

	WRITE	Copy the  and  words from Monday into your exercise books.				
---	-------	--	--	--	--	--



WEDNESDAY

	LOOK & SAY	best	make	next	money	buy
	SOUND OUT	proud	try	catch	fetch	
		stay	card	crayon	sharp	
	★	I am <u>proud</u> of my <u>card</u> .				
	READ	The <u>crayon</u> is <u>sharp</u> . I will <u>try</u> to <u>catch</u> the <u>sharp</u> <u>crayon</u> . I will be <u>proud</u> . I will be <u>proud</u> if I <u>catch</u> the <u>sharp</u> <u>crayon</u> .				





THURSDAY

	LOOK & SAY	best	make	next	money	buy
 	READ	 <p>Jack and mom have no money to buy food. Where will they get money from? Jack will go up. Jack will go up the beanstalk to <u>fetch</u> money. Jack finds a chicken. Mom is proud. Jack is happy. Jack and mom have money. Jack and mom have money to buy food.</p>  beanstalk  chicken				




FRIDAY

	LOOK & SAY	best	make	next	money	buy
	READ & ANSWER	<ol style="list-style-type: none"> Who has no money? _____ and _____ have no money. Where does Jack go? Jack goes _____. Why does Jack go up the beanstalk? He goes up the beanstalk to _____. How does mom feel in the end? Mom feels _____ in the end. How does Jack feel in the end? Jack feels _____ in the end. 				





MONDAY

	LOOK & SAY	best	make	next	money	buy
	SOUND OUT	proud	try	catch	fetch	
		stay	card	crayon	sharp	
	★	I will <u>try</u> to <u>fetch</u> the <u>crayon</u> .				
	READ	I will <u>try</u> to make the <u>best</u> card for my mom. She will be <u>proud</u> of the <u>card</u> . I will not buy a <u>card</u> with money.				

TUESDAY

	WRITE	Copy the  and  words from Monday into your exercise books.				
---	-------	--	--	--	--	--



WEDNESDAY

	LOOK & SAY	best	make	next	money	buy
	SOUND OUT	proud	try	catch	fetch	
		stay	card	crayon	sharp	
	★	I am <u>proud</u> of my <u>card</u> .				
	READ	The <u>crayon</u> is <u>sharp</u> . I will <u>try</u> to <u>catch</u> the <u>sharp</u> <u>crayon</u> . I will be <u>proud</u> . I will be <u>proud</u> if I <u>catch</u> the <u>sharp</u> <u>crayon</u> .				





THURSDAY

	LOOK & SAY	best	make	next	money	buy
 	READ	 <p>Jack and mom have no money to buy food. Where will they get money from? Jack will go up. Jack will go up the beanstalk to <u>fetch</u> money. Jack finds a chicken. Mom is proud. Jack is happy. Jack and mom have money. Jack and mom have money to buy food.</p>  beanstalk  chicken				

FRIDAY

	LOOK & SAY	best	make	next	money	buy
	READ & ANSWER	<ol style="list-style-type: none"> Who has no money? _____ and _____ have no money. Where does Jack go? Jack goes _____. Why does Jack go up the beanstalk? He goes up the beanstalk to _____. How does mom feel in the end? Mom feels _____ in the end. How does Jack feel in the end? Jack feels _____ in the end. 				





MONDAY

	LOOK & SAY	best	make	next	money	buy
	SOUND OUT	proud	try	catch	fetch	
		stay	card	crayon	sharp	
	★	I will <u>try</u> to <u>fetch</u> the <u>crayon</u> .				
	READ	I will <u>try</u> to make the <u>best</u> card for my mom. She will be <u>proud</u> of the <u>card</u> . I will not buy a <u>card</u> with money.				

TUESDAY

	WRITE	Copy the  and  words from Monday into your exercise books.				
---	-------	--	--	--	--	--



WEDNESDAY

	LOOK & SAY	best	make	next	money	buy
	SOUND OUT	proud	try	catch	fetch	
		stay	card	crayon	sharp	
	★	I am <u>proud</u> of my <u>card</u> .				
	READ	The <u>crayon</u> is <u>sharp</u> . I will <u>try</u> to <u>catch</u> the <u>sharp</u> <u>crayon</u> . I will be <u>proud</u> . I will be <u>proud</u> if I <u>catch</u> the <u>sharp</u> <u>crayon</u> .				





THURSDAY

	LOOK & SAY	best	make	next	money	buy
 	READ	 <p>Jack and mom have no money to buy food. Where will they get money from? Jack will go up. Jack will go up the beanstalk to <u>fetch</u> money. Jack finds a chicken. Mom is proud. Jack is happy. Jack and mom have money. Jack and mom have money to buy food.</p>  beanstalk  chicken				

FRIDAY

	LOOK & SAY	best	make	next	money	buy
	READ & ANSWER	<ol style="list-style-type: none"> Who has no money? _____ and _____ have no money. Where does Jack go? Jack goes _____. Why does Jack go up the beanstalk? He goes up the beanstalk to _____. How does mom feel in the end? Mom feels _____ in the end. How does Jack feel in the end? Jack feels _____ in the end. 				





MONDAY

	LOOK & SAY	best	make	next	money	buy
	SOUND OUT	proud	try	catch	fetch	
		stay	card	crayon	sharp	
	★	I will <u>try</u> to <u>fetch</u> the <u>crayon</u> .				
	READ	I will <u>try</u> to make the <u>best</u> card for my mom. She will be <u>proud</u> of the <u>card</u> . I will not buy a <u>card</u> with money.				

TUESDAY

	WRITE	Copy the  and  words from Monday into your exercise books.				
---	-------	--	--	--	--	--



WEDNESDAY

	LOOK & SAY	best	make	next	money	buy
	SOUND OUT	proud	try	catch	fetch	
		stay	card	crayon	sharp	
	★	I am <u>proud</u> of my <u>card</u> .				
	READ	The <u>crayon</u> is <u>sharp</u> . I will <u>try</u> to <u>catch</u> the <u>sharp</u> <u>crayon</u> . I will be <u>proud</u> . I will be <u>proud</u> if I <u>catch</u> the <u>sharp</u> <u>crayon</u> .				

THURSDAY

	LOOK & SAY	best	make	next	money	buy
 	READ	 <p>Jack and mom have no money to buy food. Where will they get money from? Jack will go up. Jack will go up the beanstalk to <u>fetch</u> money. Jack finds a chicken. Mom is proud. Jack is happy. Jack and mom have money. Jack and mom have money to buy food.</p>  beanstalk  chicken				

FRIDAY

	LOOK & SAY	best	make	next	money	buy
	READ & ANSWER	<ol style="list-style-type: none"> Who has no money? _____ and _____ have no money. Where does Jack go? Jack goes _____. Why does Jack go up the beanstalk? He goes up the beanstalk to _____. How does mom feel in the end? Mom feels _____ in the end. How does Jack feel in the end? Jack feels _____ in the end. 				